



Food and Agriculture
Organization of the
United Nations

2015

Regional Overview of Food Insecurity Africa



**African Food Security Prospects
Brighter Than Ever**

2015

Regional Overview of Food Insecurity in
Africa

African Food Security Prospects
Brighter Than Ever

Required citation

FAO, 2015. *Regional overview of food insecurity: African food security prospects brighter than ever*. Accra, FAO.

The designations employed and the presentation of material in this information product do not imply the expression of any opinion whatsoever on the part of the Food and Agriculture Organization of the United Nations (FAO) concerning the legal or development status of any country, territory, city or area or of its authorities, or concerning the delimitation of its frontiers or boundaries. The mention of specific companies or products of manufacturers, whether or not these have been patented, does not imply that these have been endorsed or recommended by FAO in preference to others of a similar nature that are not mentioned.

ISBN 978-92-5-108781-7

© FAO, 2015

FAO encourages the use, reproduction and dissemination of material in this information product. Except where otherwise indicated, material may be copied, downloaded and printed for private study, research and teaching purposes, or for use in non-commercial products or services, provided that appropriate acknowledgement of FAO as the source and copyright holder is given and that FAO's endorsement of users' views, products or services is not implied in any way.

All requests for translation and adaptation rights, and for resale and other commercial use rights should be made via www.fao.org/contact-us/licence-request or addressed to

copyright@fao.org.

FAO information products are available on the FAO website (www.fao.org/publications) and can be purchased through publications-sales@fao.org.

CONTENTS

- v Foreword
- vi Acknowledgements
- vii Acronyms

Part One

Undernourishment levels and trends in Sub-Saharan Africa

- 1 Progress toward MDG and WFS targets
- 2 Key food security and nutrition indicators in SSA
- 2 Food availability
- 3 Food accessibility: progress toward poverty eradication
- 3 Nutrition dimensions
- 5 Progress towards the World Food Summit (WFS) and Millennium Development Goal (MDG) targets in Sub - Saharan Africa

Part Two

Focus on key factors driving progress in SSA

- 8 National initiative in support of food and nutrition security
- 9 Public-private partnerships (PPPs)
- 10 Comprehensive and complementary approaches
- 10 Ethiopia
- 10 South Africa
- 11 Angola
- 12 Mali
- 13 Cameroon
- 14 Recent regional initiatives
- 17 Key challenges and the path ahead to achieve food and nutrition security
- 21 Annex

FOREWORD

It is a pleasure for me to introduce the first edition of FAO's Overview on Food Security and Nutrition in Sub-Saharan Africa. This new FAO publication presents in a concise, succinct and focused way the key findings pertaining to the region, contained in FAO's State of Food Insecurity in the World 2015 (SOFI) report. SOFI 2015 shows that seven countries in the region (Angola, Djibouti, Cameroon, Gabon, Ghana, Mali and Sao Tome & Principe) have achieved both the Millennium Development Goal (MDG 1.C) and the World Food Summit (WFS) targets of, respectively, halving the proportion and the number of hungry people by 2015.

SOFI 2015 centers on the drivers of change that shape global progress towards food security. These multi-faceted and interrelated factors include economic growth, smallholder agriculture productivity, market access, international trade, social protection programming and timely access to information. These drivers are very relevant to the Africa Region as well as other developing regions.

Over the last 25 years, the Africa Region has been experiencing a major structural transformation, witnessing significant demographic, economic and political changes. This evolution has contributed to sustained economic growth which has led to substantial improvements in the livelihoods and welfare of millions of Africans. In acknowledging this dynamic and positive situation, FAO's State of Food Insecurity reminds us that millions of African families still suffer from poverty, malnutrition and food insecurity, and are thus not able to maximize their potential and enhance the contributions that they make to their families and communities.

Published concurrently with the SOFI 2015, the Regional Overview on food security and nutrition presents the key undernourishment figures for sub-Saharan Africa. The report also examines the key factors driving the progress made in food security in the Africa Region. This document also briefly discusses successful experiences of African countries to institute and sustain transformative policy, programmatic, institutional and governance processes which have contributed to improve nutritional and food security.

In this context, I am encouraged by the African Heads of States' recent endorsement of the Malabo Declaration¹ at the African Union summit in Equatorial Guinea in June 2014 and its Implementation Strategy and Road Map. The Declaration's high-level Commitment to Ending Hunger by 2025, together with the Economic Community of West African States' (ECOWAS) Zero Hunger Initiative, represent two important agreements that manifest Africa's commitment to improving food security and nutrition. The commitment of the African Union Commission, the New Partnership for Africa's Development (NEPAD), Regional Economic Communities, Member States, non-state actors and Development Partners to eradicating hunger from the continent must now be translated into concrete actions that add value to on-going efforts.

Since it was established 70 years ago, FAO has been supporting Member States in their efforts to improve food security and nutrition. The assistance FAO provides is tailored to country needs, focused on building capacity, sharing knowledge, facilitating policy dialogue and innovative partnerships, and developing and implementing agreements, codes of conduct, and technical standards.

In providing a brief snapshot of the progress that African countries are making to reduce undernourishment and malnutrition, I sincerely believe that this document will help keep us focused on the importance of eradicating hunger as a precondition for achieving "accelerated agricultural growth and transformation for shared prosperity and improved livelihoods", as articulated in the Malabo Declaration.

I hope this Regional Overview on food security and nutrition in Africa will help inform you of the positive results being achieved in many countries as well as the challenges that remain. I would also like to encourage you to consult SOFI 2015 for more comprehensive and detailed information on the state of food insecurity throughout the world.

Bukar Tijani

Assistant Director-General and Regional Representative for Africa

¹The Ordinary Session of the AU Assembly in Malabo, Equatorial Guinea, from 26-27 June 2014 during which AU Heads of State and Government adopted the Malabo Declaration on Accelerated Agricultural Growth And Transformation for Shared Prosperity And Improved Livelihoods.

ACKNOWLEDGEMENTS

This first edition of the Food and Agriculture Organization of the United Nations (FAO)'s Regional Overview of Food Insecurity in Africa was prepared by the FAO Regional Office for Africa (RAF) in close collaboration with the FAO Statistics Division (ESS) and the FAO Agricultural Development Economics Division (ESA).

This document is a product of a team effort as many people, from RAF, sub-Regional Offices, Country Offices, and FAO Headquarters, contributed directly or indirectly to its preparation.

Koffi Amegbeto coordinated the preparation of the document under close supervision and guidance of Bukar Tijani, Assistant Director-General and Regional Representative for Africa, assisted by Lamourdia Thiombiano, Deputy Regional Representative.

James Tefft, Mohamed AgBendech, Suffyan Koroma, Eloi Ouedraogo, Stepanka Gallatova, Liliame Kambirigi, Justin Chisenga, all from RAF, as well as Coumba Dieng Sow from the Office of the Director-General, worked diligently and provided technical contributions, reviewed the drafts, and made suggestions for improvement.

Technical contributions and suggestions, and some specific data on Part I that highlights undernourishment levels and trends in Sub-Saharan Africa, were provided by Kostas Stamoulis, Mulat Demeke, Pietro Gennari, Piero Conforti, Erdgin Mane from ESA and ESS Divisions, under the overall supervision of Jomo Kwame Sundaram, Assistant Director-General of the FAO Economic and Social Development Department.

Contributions on specific country cases and key factors driving progress in the region, covered in Part II of the document, were received from Dan Rugabira, David Phiri, Susan Minae, Dorina Minoiu, Fernando Salinas, Mai Moussa Abari, Maiga Attaher, Mamoudou Diallo, Odile Angoran and Amadou Ouattara.

Harriet Mugeru, Cecilia Shardey, Gbamra Akounda provided support as Consultant, Statistician and Geographic Information Systems (GIS) experts, respectively.

The Office for Corporate Communication (OCC) assisted with publishing standards, layout and formatting services. Samuel Creppy and Samuel Bruce Nyarko, from RAF Communication group, worked on photo selection, editing and final layout of the document.

Acronyms

AAGTSPIL	Accelerated Agricultural Growth and Transformation for Shared Prosperity and Improved Livelihoods
ACGSF	Agricultural Credit Guarantee Scheme Fund
AGIR	Alliance Globale pour la Résilience
AGOA	African Growth and Opportunity Act
AHS	African Heads of States
AISD	Agricultural Investment Support Directorate
AOL	Agricultural Orientation Law
ARNS	African Regional Nutrition Strategy
ATA	Agriculture Transformation Agency
AUC	African Union Commission
AU-IBAR	African Union Inter-African Bureau for Animal Resources
CAADP	Comprehensive Africa Agriculture Development Programme
CAP	Common Agricultural Policy
CFSNP	Comprehensive Food Security and Nutrition Programmes
CFTA	Continental Free Trade Area
CILSS	Permanent Interstate Committee for Drought Control in the Sahel
COMIFAC	Central African Forest Commission
CPAF	Common Performance Assessment Framework
DES	Dietary Energy Supply
DPAF	Donor Performance Assessment Framework
ECCAS	Economic Community of Central African States
ECOWAS	Economic Community of West African States
EFSRA	Emergency Food Security Reserve Administration
EP	Environmental Policy
EPAs	European Union for Economic Partnership Agreements
FAO	Food and Agriculture Organization of the United Nations
FDI	Foreign Direct Investment
FSN	Food Security and Nutrition
FSP	Food Security Programme
FSPIP	Food Security Production Intervention Programme
GESS	Growth Enhancement Support Scheme
GHS	General Household Survey
GNR	Global Nutrition Report
GTP	Growth and Transformation Plan
HABP	Household Asset Building Program
ICN2	International Conference on Nutrition
IDDRSI	IGAD Drought Disaster Resilience and Sustainability Initiative
IFSS	Integrated Food Security Strategy
IS&R	Implementation Strategy and Roadmap
MAFISA	Micro-agricultural Financial Institutions of South Africa
MDG	Millennium Development Goal
MoARD	Ministry of Agriculture and Rural Development
NDP	National Development Plan
NEPAD	New Partnership for Africa's Development
NFSNC	National Food Security and Nutrition Council

NGOs	Non-Governmental Organizations
NTBs	Non-Tariff Barriers
PIDMA	Projet d'Investissement et de Développement des Marchés Agricoles
PIF	Policy and Investment Framework
PPPs	Private Public Partnerships
PPR	Peste des Petit Ruminants
PRODESS	Programme de Développement Socio-Sanitaire
PSNP	Productive Safety Net Program
RAP	Regional Agricultural Policy
REC	Regional Economic Community
RIP	Regional Investment Plan
RPFSN	Regional Panorama on Food Security and Nutrition
SADC	Southern African Development Community
SME	Small and Medium-sized Enterprises
SOFI	State of Food Insecurity
SSA	Sub-Saharan Africa
SUN	Scaling-Up Nutrition
UNISS	United Nations Integrated Strategy for the Sahel
WAEMU	West African Economic and Monetary Union
WARO	West African Regional Organizations
WB	World Bank
WFS	World Food Summit
WHA	World Health Assembly
WRP	Water Resource Policy



Photo Credit: @ FAO

The number of underweight children in Sub-Saharan Africa has declined over the last two decades, while stunting has stagnated and overweight is on the rise among children below five years.

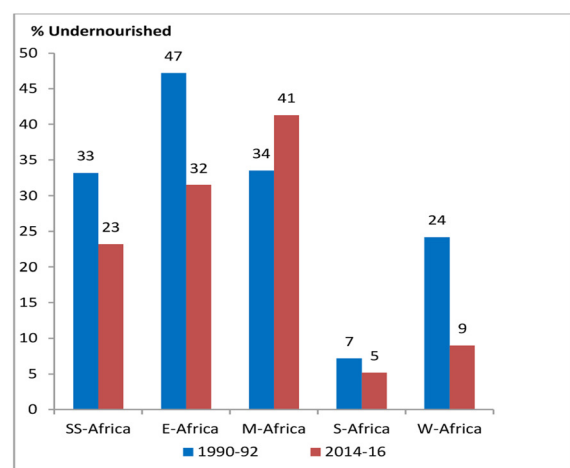
Part One - Undernourishment levels and trends in Sub-Saharan Africa

A- Progress toward MDG and WFS targets

In line with the 2015 deadline set for achieving the Millennium Development Goal targets, Sub-Saharan Africa (SSA) made some progress towards halving the proportion of its population suffering from hunger (MDG 1.C target). Overall, the prevalence of hunger in the region declined by 31 percent between the base period (1990-92) and 2015, according to the latest estimates of the State of Food Insecurity in the World (SOFI 2015 report). In other words, approximately one person out of four in SSA is estimated to be undernourished today compared to a ratio of one out of three in 1990-92.

This progress towards the MDG 1.C target has been made with substantial differences among the four sub-regions in SSA. Progress has been recorded across the sub-regions with the exception of Middle Africa² (Figure 1). Advancement has been particularly remarkable in Western Africa which successfully reduced by 63 percent the proportion of its people suffering from hunger; the proportion declined from 24.2 percent in 1990-92 to 9 percent in 2014-16.

Figure 1: Prevalence of undernourishment in SSA (1990-92 and 2014-16)



Source: FAO

Western Africa has thus achieved the MDG 1.C target. Southern Africa is also close to halving the proportion of its people suffering from hunger and is likely to reach the target before 2020, if the observed trend continues. In contrast, Eastern Africa has made slower progress toward this target while Middle Africa is off track.

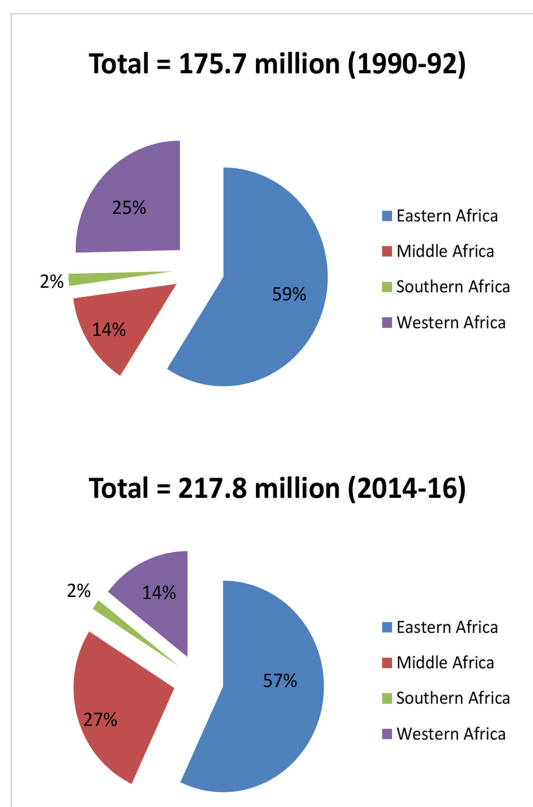
With respect to the World Food Summit (WFS) target (halving the number of undernourished people by 2015) and despite the overall progress made in reducing the prevalence of hunger, there is still considerable scope for improvement. Since 1990-92, approximately 42 million people were added to the total number of undernourished people in SSA, with an estimated 217.8 million in 2014-16 compared to 176 million in 1990-92.

Thus, the region continues to lag behind global and regional trends. The estimated total number of hungry people worldwide has declined by 218 million, from 1,011 million in 1990-92 to 792.5 million in 2014-16.

Compared to other sub-regions, Western Africa has made significant progress, having reduced the number of undernourished people (WFS) by almost 13 million between 1990-92 and 2014-16 (Table 1), despite a significant population growth and recurrent droughts in Sahel countries. However, such progress is insufficient to reach the WFS target of halving the number of people undernourished by 2015.

Since 1990-92, other sub-regions experienced an increase in the absolute number of undernourished people, approximately 20 percent and 2 percent respectively in Eastern and Southern Africa. Middle Africa has more than doubled its number of undernourished people over the same period, largely due to civil strife and insecurity. Much of Eastern Africa has also been affected by unfavourable climatic and drought conditions, particularly in the Horn of Africa. These factors seriously undermined progress toward improving food security and nutrition.

Figure 2: Share of undernourished people by sub-region (1990-1992 and 2014-16)



Source: FAO

² New M49 country classification adopted by the UN – a list of countries included is available in Table A1.1 in Annex and at <http://unstats.un.org/unsd/methods/m49/m49regin.htm>

Table 1: Number of undernourished (millions), 1990-92 and 2014-16

Sub-region	Number of undernourished (millions)		Change so far (%)
	1990-92	2014-16	
Eastern Africa	103.9	124.2	19.6
Middle Africa	24.2	58.9	143.7
Southern Africa	3.1	3.2	2.3
Western Africa	44.6	31.5	-29.4
SS-Africa	175.7	217.8	23.9

Source: FAO

The SSA region is still challenged with rapid population growth which affects the ability of countries to assure stable supply of, and access to food. The population in the region has grown annually by 2.7 percent increasing from 507 million in 1990 to about 936 million in 2013.

The stark difference between Western Africa and other sub-regions may reside in advances in implementing the Comprehensive Africa Agriculture Development Programme (CAADP) with the Regional Agricultural Policy, Environmental Policy, Water Resource Policy, and Regional Investment Plan through several regional and national programmes and projects.³In addition, during the last three decades, West African regional organizations: the Economic Community of West African States (ECOWAS), the West African Economic and Monetary Union (WAEMU), and the Permanent Interstate Committee for Drought Control in the Sahel (CILSS) have invested extensively in building regional institutions and human capacities for agricultural development in the sub-region, particularly with respect to food security monitoring and risk mitigation.

The difference among sub-regions even persists when considering performance at country level. Of the 40 countries in SSA considered in SOFI 2015, seven achieved both the MDG and WFS targets, 12 achieved the former and made progress on the latter, while 12 countries made some progress in the MDG and/or WFS targets (Box 1).

Box 1: Achievements of SSA countries – MDG and WFS targets, 2014-16

Countries that have achieved both MDG and WFS targets include: Angola, Cameroon, Djibouti, Gabon, Ghana, Mali and Sao Tome & Principe.

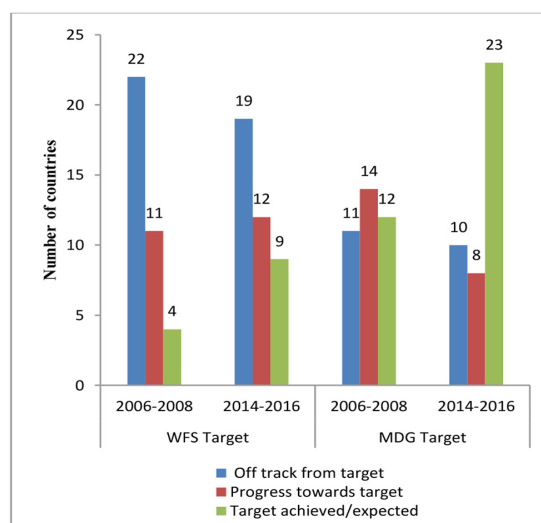
Countries that have achieved the MDG target and have made some progress towards WFS targets include: Benin, Ethiopia, The Gambia, Malawi, Mauritania, Mauritius, Mozambique, Niger, Nigeria, Senegal, South Africa and Togo.

Countries making some progress at least in one or both of the MDG and WFS targets are: Botswana, Burkina Faso, Cabo Verde, Chad, Congo, Guinea, Guinea-Bissau, Kenya, Lesotho, Rwanda, Sierra Leone and Zimbabwe.

Source: FAO

Over time, the number of countries making progress has increased, showing some commitment to improve food security and nutrition in the region. Between 2006-08 and 2014-16, the number of countries that achieved the MDG target has almost doubled. Similarly, the number of countries that have achieved or are expected to achieve the WFS target has increased. In both cases, the number of countries that are not progressing as well as those which are off-track have decreased slightly (Figure 3).

Figure 3: Progress over time towards WFS and MDG targets



Source: FAO

B-Key food security and nutrition indicators in SSA

Progress in fighting hunger and meeting the MDG and WFS targets requires that a number of conditions are in place to ensure the four dimensions of food security and nutrition: availability, access, stability and utilization are effectively addressed. Examining the dimensions of food security provides a more comprehensive picture, and can also help in targeting and prioritizing food security and nutrition policies and programmes.

Food availability

The food availability indicators capture not only the quantity but also the quality and diversity of food. For assessing food availability, several factors are analyzed: adequacy of dietary energy supply, share of calories derived from cereals, roots and tubers, average protein supply, average supply of animal-source proteins and the average value of food production. Over the past two decades (1990-92 and 2012-14) the overall food availability in Sub-Saharan Africa has increased by nearly 12 percent. The Dietary Energy Supply is estimated in 2014 at 2,391 calories per person per day compared to 2,138 calories consumed per person per day in 1990-92 (FAO, 2015). This increase is reflected in improvements in the adequacy of dietary

³ECOWAS, 2013. Implementation Status of ECOWAP/CAADP Compact.

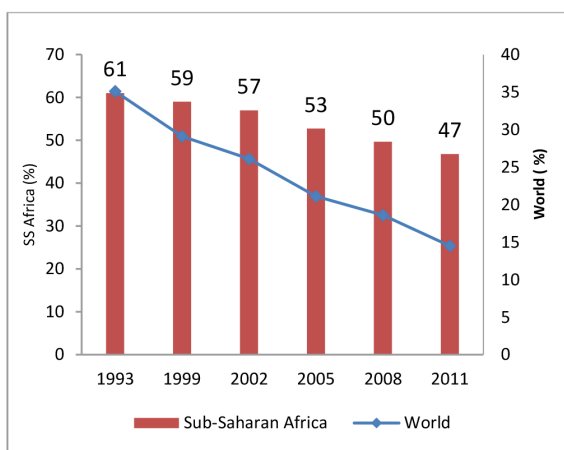
energy and protein supply. Food availability has mainly increased in countries that have achieved the MDG 1.C. For example, between 1990-92 and 2012-14, countries such as Ethiopia and Mozambique experienced a high percentage increase in food availability of 41 percent and 31 percent respectively. Other countries such as Cameroon, Sao Tome and Principe, and Malawi also registered substantial increases of 27 percent, 23 percent and 26 percent respectively during the same period.

Food accessibility: progress toward poverty eradication

The number of poor people in Sub-Saharan Africa, living with less than \$ 1.25 a day, has declined by 23 percent between 1993 and 2011 (World Bank, 2015). This improvement follows a global poverty reduction trend of 59 percent during the same period as indicated in Figure 4. Many countries are on course to meet the goal of halving the proportion of people living with less than \$ 1.25 a day, between 1990 and 2015 (MDG.1A target).

Specifically, poverty rates have decreased in most countries in the region, mainly in those countries that have increased food availability as well as experienced economic growth. For example, South Africa has drastically reduced poverty rates from 26 percent in 2000 to 9 percent in 2011, exhibiting a 64 percent decline. Niger reduced its poverty rates by 48 percent from 1994 to 2011 while Ethiopia recorded 33 percent decline from 1999 to 2010. In Rwanda the poverty rate declined by 21 percent from 2000 to 2011 and in Mali the decline was 17 percent from 2001 to 2010 (World Bank, 2015).

Figure 4: Trend in the prevalence of poverty (< \$1.25/day)



Source: World Bank.

Nutrition dimensions

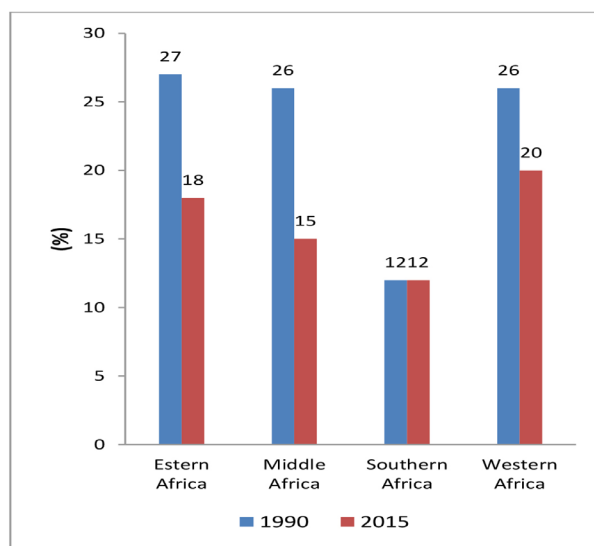
Most SSA countries have registered moderate reductions in the number of underweight children between 1990 and 2015, as reflected in the sub-regional averages with the exception of

Southern Africa (Figure 5). Evidence also shows that food consumption patterns in the region change as income grows (Figure 6). The diets in the higher-income groups represented by the fifth quintile of the income distribution (Q5) are more diversified compared to the diets of the low-income group (the first quintile of the income distribution - Q1).

The contribution of cereals, roots and tubers to total per capita Dietary Energy Supply (DES) decreases whereas that of animal sources, sugar, oils, fruits and vegetables increase significantly. The negative implications of these changes in some circumstance may represent new challenges, which can be addressed through balanced dietary diversification as well as adequate care practices, health, hygiene, and sanitation.

In most countries it is estimated that 3 out of 10 children under five years of age are still stunted. The annual average reduction of stunting in SSA is lower than what is required to achieve the World Health Assembly (WHA) targets. However, it is worth noting that Ethiopia, Ghana and Senegal have made consistent progress in reducing stunting over the last decade.

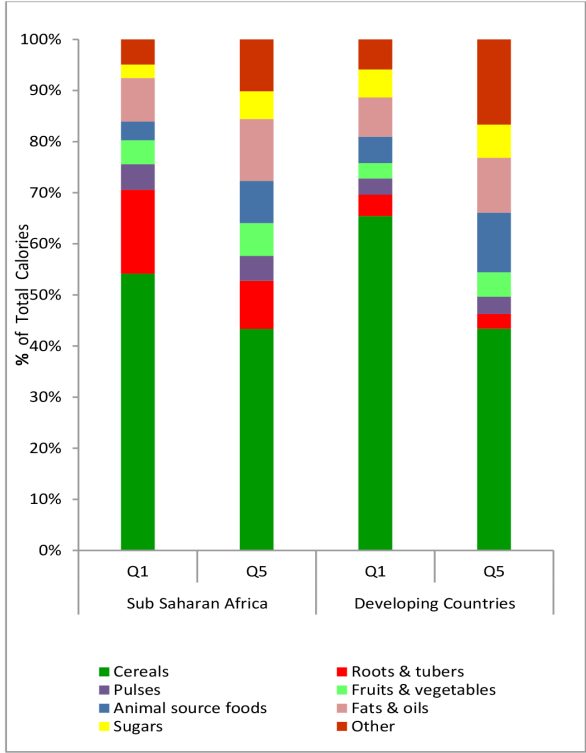
Figure 5: Trend in the prevalence of underweight children in SSA



Source: WHO

In addition, nearly all of Sub-Saharan African countries are on course to achieving at least one of the six WHA nutrition targets for 2025. Most countries in SSA also have to deal with multiple burdens of malnutrition with under-nutrition co-existing with overweight or obesity, and rising levels of diet related non-communicable diseases.

Figure 6: Share of food groups in total dietary energy supply



Source: FAO

Box 2: Achievement of World Health Assembly nutrition targets by 2025

Kenya is on course for meeting five targets.

Ghana is on course for meeting four targets.

Countries that are on course for meeting three targets:
Benin, Burundi, Liberia, Swaziland, Uganda, and Zimbabwe.

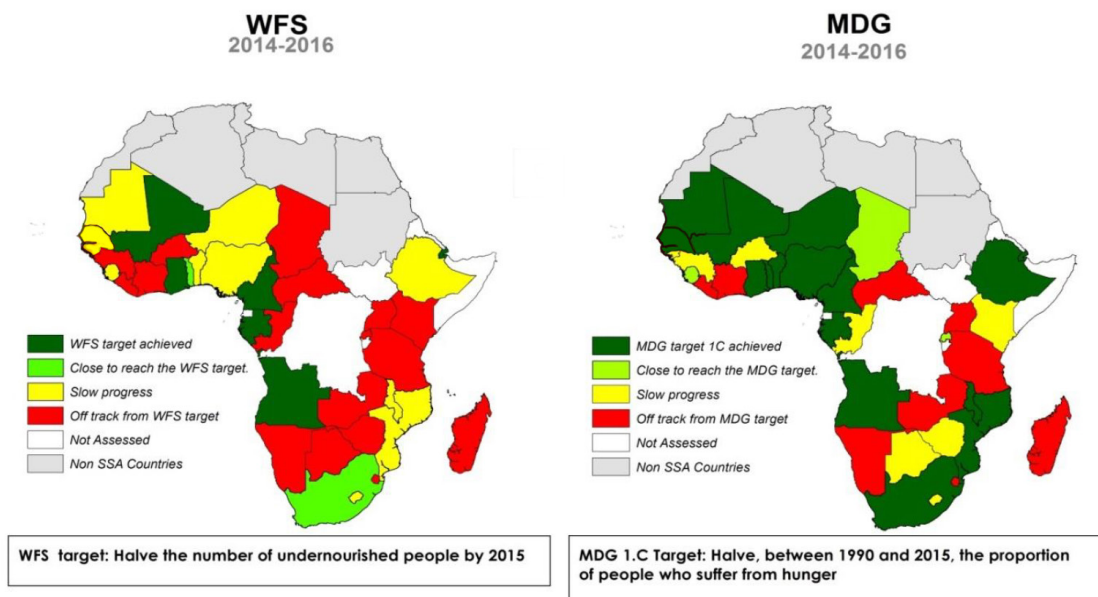
Countries that are on course for meeting two targets:
Burkina Faso, Central African Republic, Democratic Republic of Congo, Guinea-Bissau, Lesotho, Malawi, Mauritania, Namibia, Niger, Rwanda, The Gambia, United Republic of Tanzania and Zambia.

Countries that are on course for one target:
Cameroon, Congo (Republic of the), Côte d'Ivoire, Ethiopia, Guinea, Nigeria, Senegal, Sierra Leone, Somalia and Togo.

Countries that are on course for zero target:
Mozambique, Sao Tome and Principe.

Source: 2015 Global Nutrition Report.

Progress towards the World Food Summit (WFS) and Millennium Development Goal (MDG) targets in Sub-Saharan Africa (SSA)



Prevalence of anemia in reproductive women and stunting in children under five years in Sub-Saharan Africa

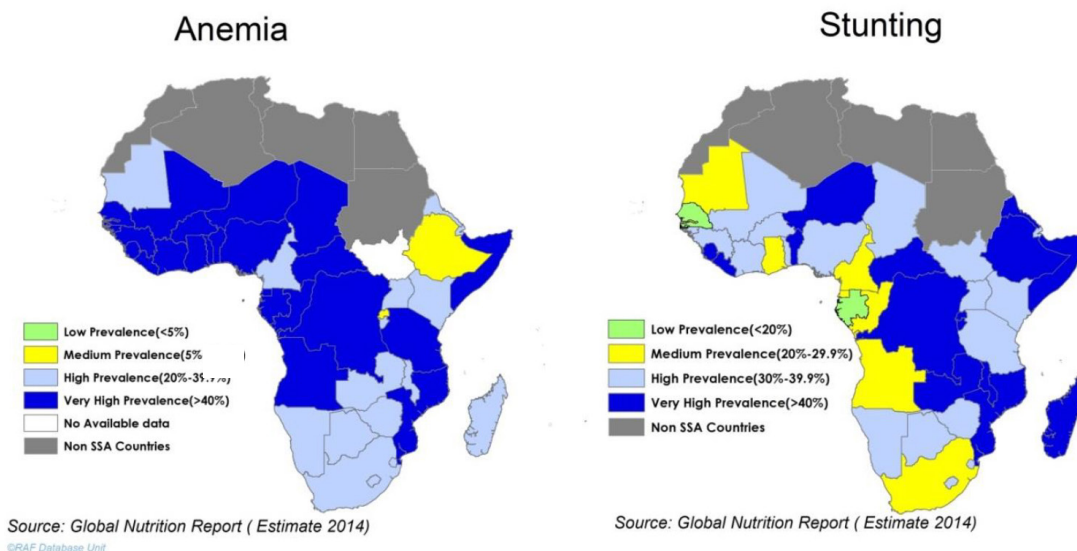




Photo credit: @ FAO/Xavier Farhay

A commitment to an inclusive, national programme for food security and nutrition requires new institutional arrangements that create the enabling environment needed to bring about fundamental changes in social values to reduce poverty and hunger.

Part Two - Focus on key factors driving progress in SSA

Africa's success in achieving food and nutrition goals depends on several key national and regional drivers: effectiveness of political leadership and governance, the quality of the policies and strategies in the food and agricultural sector, the soundness of the macro-economic environment, the inclusiveness of economic growth, and the degree of economic integration or interconnectedness, among others. This section provides a review of the national and regional initiatives as well as key areas of focus to eradicate hunger and ensure food and nutrition security.

2.1 National initiatives in support of food and nutrition security

Governments in Sub-Saharan Africa are under pressure to improve performance in the fight against food insecurity. While progress has been made towards achieving the WFS and the MDG targets, differences persist across sub-regions and individual countries. Countries which recorded success over the last two decades have been able to find effective ways for managing the complex processes involved in reducing the prevalence of undernourishment. Although there is no set formula for achieving sustainable improvements in curbing undernourishment, tangible impact often requires transforming political commitments into:

- High-level leadership and improved governance;
- Public-private partnerships; and
- Comprehensive and complementary approaches to create an enabling environment.

A selected number of country cases in each of these areas are presented in the sections that follow.

High-level leadership and improved governance

The World Food Summit and the Millennium Development Goals processes explicitly acknowledged the need to nurture the political will needed to bring about fundamental changes in social values to reduce poverty and hunger. While much can be done to improve food security through local initiatives and projects, it is most unlikely that a national-scale programme will succeed without strong leadership and visible signals of commitment from the highest levels in government. This is partly because of the inherent complexity and multi-sectoral nature of food security and nutrition programmes, and the need to engage many different institutions in their design and implementation. A commitment to an inclusive, national programme for food security and nutrition will usually require new institutional arrangements to bring together the various actors within government, the private sector, and civil society.

One model for ensuring leadership and effective coordination in addressing the longer-term dimensions of food insecurity and malnutrition is to create an institutionalized National Food Security and Nutrition Council. This advisory structure usually brings together, under the supervision of the highest level of government (i.e., Prime Minister or President), all the main stakeholders with a view to setting priorities, advising on policy and programmes and tracking progress. Evidence suggests that such structures, when well-financed, staffed

with quality human resources and combined with other well-designed programmes, can contribute to improving food security and nutrition (e.g., Ethiopia and Niger). The Government of **Ethiopia** established the Agriculture Transformation Agency (ATA) by Federal Regulation in December 2010. The Ethiopian ATA seeks to promote transformation through enhanced support to existing structures of government, private-sector and other non-governmental partners to address structural bottlenecks in the system. ATA aims to deliver a priority national agenda to achieve inclusive agricultural transformation and food security. ATA is a Government structure, reporting to the Agricultural Transformation Council chaired by the Prime Minister. Likewise in **Niger**, the *“Les Nigériens Nourissent les Nigériens”* or “3N” is a Presidential Initiative adopted in April 2012 to improve food security. Priority-setting institutions and a national coordination mechanism are anchored to Niger’s Council of Ministers under the office of the President.

There has been a link between improvement in food security and nutrition, and country performances in terms of government effectiveness and governance. The latest World Bank estimates of Worldwide Governance Indicators show that most of the countries which have either achieved or made progress towards the WFS and MDG targets, and those which achieved one target and made progress in the other have also improved their performance in terms of controlling corruption and improving government effectiveness. In Benin, Cabo Verde, Ethiopia, Ghana, Kenya, Lesotho, Malawi, Mauritius, Rwanda and South Africa government effectiveness scores in 2013 were far higher than the Sub-Saharan African average or the scores have increased sharply between 1996 and 2013 as is the case of Niger.

In 2008, the Government of **Rwanda** and its Development Partners agreed to establish a mutual accountability framework to help the government and donors to hold each other accountable for development results. It is based on the Common Performance Assessment Framework (CPAF), and the Donor Performance Assessment Framework (DPAF). The Common Performance Assessment Framework (CPAF) is a matrix consisting of a few outcome indicators used by donors to assess the government’s performance. It is mainly used for Budget Support conditionality.

The Donor Performance Assessment Framework (DPAF) is the government’s framework for assessing and discussing the progress of donors relative to their commitments. From their inception, CPAF and DPAF were intended to mirror each other

in terms of the level of engagement and process. All the official development partners have agreed to use Rwanda's national systems, including treasury, reporting, procurement, and auditing systems. They also agreed to communicate monthly projections of disbursements to circumvent the planning problems linked to quarterly disbursements and as a measure to enhance transparency and accountability. In 2014, Rwanda was ranked by Transparency International among the top 10 least corrupt countries in Sub-Saharan Africa.

Public-private partnerships (PPPs)

The Government of **Ghana** has partnered with the private sector and civil society in implementing and reviewing policies and programmes to develop the agricultural sector. Public-private partnerships (PPPs) have been targeted for extension services, research and innovation development, and for agricultural mechanization. For example, PPP arrangements were initiated to rehabilitate the country's rubber plantations, to increase production of palm oil and cocoa, and for developing new supply chains for sorghum and the *Allanblackia* (tallow tree) industry. In the case of rubber, over 6,000 farmers are said to have gained employment through the out-grower scheme. About 80 percent of the income from the tree farming is estimated to remain in the project areas. Employment of women has also been enhanced with an estimated 30 percent of the farmers being women. Given the cultural norms which often dissuade women's participation in cash crop farming, this percentage is very encouraging. Rubber exports are also increasing, and new plantations are being developed. Out-grower schemes have been strengthened in palm oil and rubber projects, as outlined in the national agricultural policy. The partnership arrangements have therefore been instrumental in addressing these challenges and contributing to national policy objectives.

In **Kenya** agribusiness PPPs have been involved in the provision of inputs, value-addition through agro-processing, technology transfer through commercialization, contracting and warehousing. The main goals are increased employment, improvement in rural incomes and poverty reduction. The BIOFIX project is one example of PPP for deploying technologies from public research institutions that could spur agribusiness and create employment. It involved licensing of a private company (MEA Ltd) to undertake mass-production and marketing of fertiliser, based on formulation generated by a public research institution.

The partnership was brokered by the British Council, which also provided funds in the form of grants to both the fertilizer company and the research institution. Similarly, co-financing of various activities by two key stakeholders, the public (a donor

agency) and a local private company, led to the sustainability of the PPP in the case of Kevian Fruit Processing. Fruit collection centres were established through shared contribution with farmer groups which increased from an anticipated 8 percent to 45 percent. Training on improved orchard and farm management reduced at farm level losses by 40 percent while packaging structures and technologies put in place by the processor reduced wastage by 25 percent. Public-private partnerships in Kenya are an evolving instrument with great potential to trigger development of agribusiness and drive growth in the agriculture sector.

In **Nigeria**, the Growth Enhancement Support Scheme (GESS) represents a policy and pragmatic shift within the existing Fertilizer Market Stabilization Programme that changed the role of government from direct procurement and distribution of fertilizer to a facilitator of procurement, regulator of fertilizer quality and catalyst of active private sector participation in the fertilizer value chain. The Nigeria Incentive-Based Risk-Sharing System for Agricultural Lending is another new innovative mechanism targeted at de-risking commercial lending to the agricultural sector and designed to provide a transformational and one bullet solution. The goal is to trigger an agricultural industrialization process through increased production and processing to boost economic earnings across the value chain.

The Staple Crops Processing Zones scheme focuses on attracting private sector agri-businesses to set up processing plants in zones of high food production. This is enabled by government efforts to establish appropriate fiscal, investment and infrastructure policies. For example, the Agricultural Credit Guarantee Scheme Fund (ACGSF) guarantees up to 75 percent for all loans granted by commercial banks for agricultural production and processing. In addition, the Nigerian Investment Promotion Commission Act allows equal treatment and protection of foreign investment, contains provisions for capital assets depreciation allowance, and provides against nationalization, expropriation and compulsory purchase of company assets. Indeed the Nigerian agricultural sector attracted unprecedented Foreign Direct Investment in 2012-2013 with about \$4 billion in private sector executed letters of commitment to invest in agricultural value chains, from food crops, to export crops, fisheries and livestock. Nigerian businesses have invested over \$7 billion to develop new fertiliser manufacturing plants; agricultural lending as a share of total bank lending has risen from two to six percent in two years.

Comprehensive and complementary approaches

(a) Ethiopia

Ethiopia developed several food security and nutrition policies and strategies to support its development goals. These include the Food Security Strategy (2002), the National Nutrition Strategy and the National Nutrition Program (2008), the Growth and Transformation Plan (GTP) covering 2011-15, the Agriculture Sector Policy and Investment Framework (PIF) 2010-2020, aligned to the CAADP, and the National School Health and Nutrition Strategy (2012). The following policies have been implemented within the strategic frameworks established to transform agriculture and ensure food and nutrition security.

Improving access to agricultural inputs: A new Seed Proclamation was ratified by the Parliament in 2013 as part of a seed sector strategy aimed at increased inspection and certification, genetic consistency and greater seed supply. A Fertilizer Blending Program was launched to establish four high-capacity blending and testing facilities. With support from the Ethiopian Institute of Agricultural Research, the Agricultural Transformation Agency, seed producers, the Ethiopian Seed Growers and Processors Association, NGOs and the International Development Law Organization, the new Seed Law will resolve policy bottlenecks which have emerged since the previous seed law took effect in June 2000.

Increasing tenure security for small and large-scale rural investment: In order to encourage private investment in large-scale commercial farms, the Agricultural Investment Support Directorate (AISD) was created within the Ministry of Agriculture and Rural Development (MoARD) in 2009 to negotiate long term leases for over 2.8 million hectares of land. This Programme was developed to boost productivity, employment, to develop infrastructure and promote energy security through biofuel production and technology transfer.

Building resilience to promote graduation from safety net programmes: The Productive Safety Net Program (PSNP) aims to provide cash and food transfers to chronically food insecure households, thereby assuring regular access to food and preventing distress sale of assets. The Program has grown immensely since its inception in 2005-2006 from a \$ 70 million budget to 175 million in Phase II (2007-2009) and 1.3 billion in Phase III (2010-2014). Through the Household Asset Building Program (HABP), rural people can become not only food sufficient but also sustainably food secure, enabling them to graduate from the PSNP and eventually the Food Security Programme (FSP) altogether. The focus of this and other complementary interventions include micro-credit for agricultural inputs, strengthening and establishing Rural Savings and Credit Cooperatives, and technical support for productive investments in irrigation, terracing, livestock fattening and other activities such as beekeeping.

Grain reserves: The Emergency Food Security Reserve Administration (EFSRA) has played a crucial role in mitigating the impact of droughts and emergencies since its establishment in 1982. Since the introduction of the PSNP in 2005 and the coinciding rise in grain prices, grain withdrawals from the strategic reserve for emergency operations have drastically reduced from 74 percent (1994-2009) to 28 percent (2005-2009), whereas those intended for safety net and price stabilization have increased from 21 and 5 percent (1994-2009) to 57 and 15 percent (2005-2009) respectively.

General investment benefits and incentives: Exemption from import customs duty and other taxes is given to investors engaged in the establishment of a new enterprise or for the expansion and upgrading of an existing one in eligible investment areas, including agriculture and agro-industry. Exemption from the payment of income tax is also granted to investors engaged in new manufacturing, agriculture, agro-industry, information and communication technology development, the duration depending upon the volume of export and the location. Investors who invest in priority areas, such as agro-processing, textile and garments, and leather products for export are provided land at reduced lease rates. Those who invest in agriculture, agro-industry and manufacturing will also be eligible to borrow a high percent of their investment capital from the Development Bank of Ethiopia. The new Agricultural Investment Support Directorate of the MoARD offers tax grace periods of up to 7 years on land rents.

(b) South Africa

South Africa is presently able to boost national food sufficiency through a combination of own production and food imports. The General Household Survey (GHS) has also indicated that the food access index has been improving, and the incidence of hunger is declining. The Government places a high priority on several national policies and programmes, which contribute to the common goal of raising nutritional levels, especially for the more vulnerable sections of the population. The set of policies include:

The Integrated Food Security Strategy (IFSS) was developed in 2000 to streamline, harmonise and integrate diverse food security programmes into one comprehensive strategy to improve food security and nutrition in South Africa. In line with the MDGs, IFSS seeks to improve food security and nutrition in the country with the overall goal to attain universal and sustainable access to a minimum daily level of safe and nutritious food for a healthy, active and better life for all the people of South Africa.

The National Development Plan (NDP) sets out various methods and targets to eradicate poverty, reduce unemployment,

and eliminate inequality by 2030. It identifies Food and Nutrition Security as a key element to reduce both poverty and inequality: it is both a consequence of poverty and inequality as well as a cause. As a result, the NDP outlines a number of actions to improve food security, including the expanded use of irrigation, security of land tenure, especially for women, and the promotion of nutrition education.

The Food Security Production Intervention Programme was introduced in 2012 to provide smallholder farmers, communities and households the opportunity to increase production of basic food. The programme promotes self-sufficiency and food security by getting communities to plant their own food.

Fetsa Tlala (“Defeat Hunger”), South Africa’s Zero Hunger Programme, derives its mandate from various policies and documents, including the Constitution, the IFSS and the NDP, Vision 2030. The Zero Hunger Programme, an adaptation of the Brazilian prototype, seeks to link subsistence producers and smallholder producers to markets and government institutions such as schools, hospitals and prisons. In the medium term, it is a conduit through which food produced by smallholders can be used to meet the nutritional needs of low-income individuals and households.

Introduced in 2004, **the Comprehensive Agricultural Support Programme** aims to provide post-settlement support to the targeted beneficiaries of land reform and to other producers who have acquired land through private means and are engaged in value-adding enterprises for the domestic market or for export. The programme benefits vulnerable, subsistence and household food producers.

The Micro-agricultural Financial Institutions of South Africa (MAFISA) was developed in 2005 as a micro and retail agricultural financial scheme for economically-active poor people. MAFISA provides access to affordable financial services with selected financial institutions. Its products and services include: loans to target groups, individuals and farmers; and savings and banking facilities at approved financial institutions.

The Integrated Food Production Programme aims to produce enough food to meet the population’s needs. In 2013 the South African Government made available Rand 2 billion to deal with structural problems of food insecurity. It intends to assist small-scale and smallholder producers to put at least one million hectares of arable land under production by 2019.

(c) Angola

Angola has been able to make significant progress towards economic growth and reducing poverty, food insecurity and undernourishment in less than 13 years, following more than 30 years of civil war which led to the almost complete destruction of the country’s productive and economic infrastructure. Several factors contributed to achieving such performance over the years.

First, successive **national development plans** supported by massive investment in priority productive and social sectors (agriculture, health, education, water and sanitation, etc.) helped Angola to record one of the highest economic growth rates in Africa with an annual average of 9 percent over the past 10 years.

Second, through the implementation of the **National Strategy for Food Security and Nutrition**, and through the Integrated Programme of Rural Development and Fight Against Poverty, Angola promoted decentralization and devolution of decision-making and transfer of budgetary resources to local governments. The President of the Republic oversees the strategy while provincial Governors track implementation progress at the Municipality and Community levels. Vice-Provincial Governors in charge of economic and social sectors serve as the provincial coordinators of the operational program that has an annual budget of approximately \$ 250 million.

Third, Angola has set up and operationalized formal **inter-sectoral coordination structures** to monitor plans and programs. These are Inter-Departmental Committees which were appointed by Presidential Decree. In addition, Angola established a national financing policy for family farming with State-guaranteed credit lines from private banks; the implementation is supported by an extension system based on the “municipalisation” of agricultural services.

Since 2013 and following extensive consultations with the national and international partners, and with technical assistance from FAO, the Government of Angola has been focusing efforts in three priority areas: (1) Strengthening smallholder farming productivity and competitiveness to reduce food insecurity; (2) Sustainable Management of Natural Resources for mitigation and adaptation of climate change impacts, and; (3) Institutional Capacity Building within the Medium-Term Development Plan for the Agricultural Sector 2012-2017.

(d) Mali

Despite recurrent droughts which led to major food shortages in 2005, 2007, 2010 and 2012 respectively, and the political crisis since 2012, Mali managed to achieve both the MDG and WFS targets in 2014-16. This success can be attributed to sectoral policies and strategies put in place several years earlier which aimed at improving the legal framework, management of water resources, and support to vulnerable groups.

A National Irrigation Development Strategy was adopted in 1999 to ensure that irrigated agriculture contributes to rural development as the main vector for combating poverty and food insecurity. The strategy focuses on five key objectives: (1) promotion of food security through increased sustainable irrigated agricultural production, particularly in the North, where rain-fed production is not an option; (2) improvement of nutritional status of vulnerable populations, particularly women and children; (3) promotion of a rural economy oriented toward reducing agricultural imports and increasing agricultural exports; (4) rural income growth; and (5) reduction of internal migration and change in emigration patterns.

The Water Code, adopted in 2002, defines the guiding principles for the use, conservation, protection and management of water resources. It considers water as a public good and its use to be exercised with consideration for public interest and solidarity between users. Optimal development and use of water resources is one of the guiding principles of the water code.

In 2006, Mali adopted **the Agricultural Orientation Law** as the instrument to consolidate all laws and regulations affecting the agriculture sector. The Law articulates the will of the State to promote sustainable, modern and competitive agriculture based family farms, and on the intensification of production systems. It also affirms the withdrawal of the State from productive and agricultural trade functions, and promotes the establishment of youth, women and vulnerable groups as farmers.

A strategy for the development of rice production was initiated in 2009 within the framework of the African Coalition for African Rice Development, drawing inspiration from the Agricultural Orientation Law. The strategy aims to enhance the productivity and competitiveness of Malian rice through: (i) the construction of agricultural irrigation schemes; (ii) access to agricultural inputs (seeds, fertilizers, herbicides, insecticides); (iii) access to rural land; (iv) mechanization of agricultural production; (v) capacity building for research and its application as well as the transfer of technological innovations; (vi) the improvement of product quality through modernization of post-harvest operations and market organization, and (vii) the management of natural resources and the environment.

With the aim of lowering consumer prices, the Malian Government, led by the Prime Minister's office, embarked on the "Rice Initiative" in 2008, focusing on three main axes: (1) the extension of irrigated areas with the government actively soliciting financing to bring new areas under irrigation—including both gravity-fed "Office du Niger" lands and pump-fed irrigated village perimeters; (2) the rapid expansion of upland rain-fed rice through the introduction of the drought-resistant NERICA 4 variety; and (3) the intensification and expansion of controlled flood irrigation systems.

Agricultural input subsidy programme: Part of the rice strategy is the agricultural inputs subsidy programme which aims to increase agricultural production through the intensification of irrigated crops in managed perimeters (rice and wheat), greater use of fertilizer, and increased rice area by the use of NERICA rice seeds in new production zones. Accordingly, the Government subsidized by 50 percent the price of rice fertilizer and the NERICA seed to benefit rice farmers. The input subsidy programme was extended to other crops (wheat, corn, cotton, millet and sorghum) in the 2009-10 seasons. In addition, the programme increased the pool of services to producers and supplied equipment to farmer organizations for plowing (cultivators), irrigation (pumps) and processing of paddy (hulling mills, etc.). The subsidy programme helped, among other things, to stabilize input prices, improve access to fertilizer and raise fertilizer consumption. These measures resulted in a significant increase in area, productivity and production of the five target crops, with substantial improvements in the profitability of rice and maize crops. They also improved food self-sufficiency, increased household incomes, and made substantial contributions to agricultural GDP.

Social Protection: The Government of Mali developed several policies for social assistance: the National Social Protection Policy together with the establishment of the National Solidarity Fund and the Solidarity Bank of Mali in 2002. The PRODESS II "*Programme de développement socio-sanitaire*" and its extended version for 2010-2011 both have specific Social Development components. A National Action Plan for the Extension of Social Protection 2005-2009 and the Social Development Plan were adopted, and the Food Security Commissariat was established. The Solidarity Bank of Mali provides access to credit for the underprivileged while the National Solidarity Fund supports activities centered on social infrastructure (e.g. rehabilitation of schools, community health centers, and productive community assets). In addition, a significant part of the government's "social activities" aims to support the development of community social services and to promote community-based solidarity.

In addition to the aforementioned policies and programmes, and numerous income-generating programs targeted to the

poorest and most vulnerable populations, the government supported free distribution of food rations via national food stocks and cereal banks (subsidized sales of cereals to communities). Supplementary feeding and nutrition programs were implemented in most vulnerable areas, largely with external support. In addition, the government collaborates with partners to support school feeding programs with numerous Non-Governmental Organizations implementing programs to provide in-kind transfers to poor and vulnerable individuals.

(e) Cameroon

Over the past years, the Government of Cameroon developed strategies geared towards improving food security and nutrition in the country. The Government adopted the **Growth and Employment Strategy** in 2009 which clearly spelled out its policy towards agricultural development. The directives of a major agricultural policy were subsequently reaffirmed at the highest level of the State in 2012, focusing on: i) establishing a fertilizer production unit; ii) setting up an assembly plant for agricultural machinery at Ebolowa; iii) improving seed farms; iv) preparing land reform to adapt to the needs of second-generation agriculture; v) strengthening the system of rural finance by opening the Agricultural Bank and a bank for small- and medium-sized enterprises and industries.

In line with this national strategy, the Ministry of Agriculture and Rural Development revised its sectoral strategy: The Rural Development Strategy – Agriculture and Rural Development Sub-sector. The Ministry of Livestock, Fisheries and Animal Industries also produced its sectoral strategy. These strategy documents define the domains and programmes that the country is expected to emphasize over the next 10 years through 2020.

To boost agricultural production of some major crops, the Government mobilized funding and set up many agricultural programmes. A **support programme for the development of rural microfinance** (PADMIR) facilitates small holders' access to credit. The Agricultural Market Investment and Development Programme, (PIDMA) encourages the transition from subsistence to commercial agriculture. Its main objective is to boost maize, sorghum and cassava production, processing and marketing through the creation of partnerships between producers and local industries. The Government has also set up two centers for fingerling production and a center for the production of

fish feed to boost aquaculture production in the country and curb the importation of frozen fish. Furthermore, the Government recently constructed many roads which link Cameroon to other countries of the sub region, thereby making it easy for food to be exported to neighboring countries.

Several laws were adopted to improve the **legal framework for land tenure**, the management of "national" land, and conditions for obtaining land titles and land registration. The laws also revisited the legal framework for seed businesses in terms varietal improvement, guaranteeing seed quality and preservation of national plant genetic resources. **The Fertilizer Law** governs the fertilizer sub-sector and provides guidance on production, import, export, packaging, distribution and use of fertilizer. Similarly, other laws regulate animal health and inspection, the management of forests, wildlife, water resources and fisheries.

Scaling-up nutrition: The Government of Cameroon has set up a network of parliamentarians united in the fight against malnutrition. The Government subscribed to the "Scaling-Up Nutrition" initiative and set up a private sector network in 2013 to support specific interventions within this initiative. It also set up an Inter-Ministerial Committee on the fight against malnutrition and, in 2014, adopted a roadmap for the reduction of chronic malnutrition.

2.2 Recent regional initiatives

Several initiatives were developed at continental and sub-regional levels in SSA. Some examples are presented below.

At continental level, the **Malabo Declaration** on “Accelerated Agricultural Growth and Transformation for Shared Prosperity and Improved Livelihoods” was adopted in June 2014. Building on the achievements and lessons of CAADP’s first ten years and the implementation of earlier AU Decisions and Declarations, an **Implementation Strategy and Roadmap (IS&R)** was subsequently developed and adopted to facilitate the translation of the 2025 vision and goals of the Malabo Declaration into concrete results and impact. This IS&R, targeted at state and non-state actors working on or supporting CAADP implementation at all levels, constitutes a set of strategic actions to achieve (i) transformed agriculture and sustained inclusive growth, and (ii) strengthened systemic capacity to implement and deliver results. A set of 11 strategic action areas are defined to facilitate and guide, but not prescribe, options for practical actions which will deliver results and impact in support of the 2025 vision and goals.⁴ Key to the process is the CAADP Results Framework to track progress and ensure accountability of governments starting in 2017. African Leaders made a special commitment to “Mutual Accountability, Actions and Result” that includes biennial reviews of progress through the processes of tracking, monitoring and reporting, as well as multi-sectorial coordination of peer reviews, mutual learning and mutual accountability processes.

The African Union and its partners developed the **African Regional Nutrition Strategy (ARNS) 2015-2025** for a shared consensus and commitment to effective multi-stakeholder approaches and governance mechanisms for Nutrition. The ARNS proposes a series of institutional provisions to ensure governance mechanisms for ending child hunger and malnutrition by 2025. Efforts are underway to improve nutrition through an enabling environment for institutionalized multi-sectoral engagement under the Scaling-Up Nutrition Movement and the Renewed Effort Against Child Hunger (REACH).

In addition, the NEPAD CAADP **Nutrition Capacity Initiative**, since 2011 has been working with countries to develop and implement nutrition-sensitive agricultural policies, programmes and investment plans. This initiative is supported by the follow up actions of the Second International Conference on Nutrition (ICN2). At sub-regional levels, the RECs have also developed several initiatives to end hunger and malnutrition as presented below. Further, the African Union has dedicated 2015 as the

“Year of Women’s Empowerment and Development towards Africa’s Agenda 2063”. Building on the “2014 AU Year of Agriculture and Food Security”, the International Year for Family Farming and the Malabo Declaration, the 2015 theme highlights, for the agriculture sector, the importance of increased programmatic focus and investment in: 1) inclusive agribusiness and value chain development; 2) agricultural modernization through up-scaling innovative rural women’s technologies and services to make the sector more attractive to women and youth; 3) economic empowerment and financial inclusion of women as foundation stones for building more food secure, resilient and thriving rural communities, and; 4) social protection for women farmers to strengthen their agricultural assets accumulation, and mitigate the impact of food insecurity, malnutrition and rural poverty.

In **Middle Africa**, the Economic Community of Central African States (ECCAS), through its Ministers of Agriculture, approved in October 2014 the **Common Agricultural Policy (CAP)** of the region, and endorsed the Regional Investment Programme for Agriculture, Food and Nutrition Security as part the regional CAADP process. They also endorsed the Regional Programme for Food Security, the Regional Cotton-Textile Strategy and the establishment of a Regional Animal Health Centre. In addition, Ministers of the Central African Forest Commission (**Commission des Forêts d’Afrique Centrale/COMIFAC**) also adopted the sub-regional Convergence Plan for the 10-year period 2015-2025 during their special session in July 2014. It is the strategic framework of reference and coordination of all interventions in the conservation and sustainable management of forest ecosystems in Central Africa. Plans are already underway to improve the contribution of non-timber forest products to food security in the sub-region.

Western Africa developed several initiatives in support of food security in the sub-region through cooperation between the three main regional Intergovernmental Organizations: the Economic Community of West African States (ECOWAS), the West African Economic and Monetary Union (WAEMU), and the Permanent Interstate Committee for Drought Control in the Sahel (CILSS), and with support from partners and Non-State Actors.

The Zero Hunger Initiative for West Africa adheres to the UN Secretary General’s Zero Hunger Challenge that proclaims that “*hunger can be eliminated in our lifetimes*”. The sub-region is implementing the initiative to unite and encourage all

⁴AU/NEPAD, Implementation and Roadmap to Achieve the 2025 Vision of the CAADP: Operationalizing the 2014 Malabo Declaration on Accelerated African Agricultural Growth and Transformation for Shared Prosperity and Improved Livelihood.

stakeholders to identify their unique niches through which they can effectively contribute to food security goals in the sub-region and to stimulate a dramatic scale-up of collective efforts. The initiative is bringing together state and non-state actors to work together to implement the regional and national agriculture investment plans. It is providing the actors with a common framework for allocating resources, monitoring progress and ensuring accountability.

In Southern Africa, the Southern African Development Community (SADC) developed a **Food and Nutrition Strategy (2015-2025)**, which has been approved by the respective Ministers in July 2014 and subsequently endorsed and adopted by the Council and the Summit in August 2014. The strategy aims to promote availability of food through improved production, productivity and competitiveness; to improve access to adequate and appropriate food in terms of quality and quantity; to improve the utilization of nutritious, healthy, diverse and safe food for consumption under adequate biological and social environments with proper health care; and to ensure stable and sustainable availability, access and utilization of food.

In addition, a new initiative is being developed to establish the NEPAD/SADC **Food and Nutrition Security Knowledge-Sharing and Monitoring Platform**. The objectives are to improve food and nutrition security and resilience through Risk Management, and to support regional mechanisms, building on on-going efforts to strengthen access to information and capacities of governments and stakeholders for an informed decision-making within the CAADP framework and the Scaling-Up Nutrition (SUN) movement.

The IGAD Drought Disaster Resilience and Sustainability Initiative (IDDRSI) in the Horn of Africa provides a roadmap for ending drought emergencies and building resilient production systems in the Horn of Africa through: promoting a comprehensive and holistic approach to combating chronic food and nutrition insecurity; addressing low productivity and subsistence livestock and crop production systems and combating natural resource degradation. Accordingly, IGAD – along with its partners – established a regional Resilience Analysis Unit, a technical hub, tasked to contribute to resilience building by ensuring that households, communities and governments in the region have better information, analysis and guidance to inform investments, development of strategies and development plans and policies. In addition, IGAD in collaboration with African Union Inter-African Bureau for Animal Resources (AU-IBAR) and other partners validated a regional framework for the progressive control and eradication of Peste des Petit Ruminants (PPR) and other Small Ruminants Diseases in November 2014. A regional guideline for livestock identification and tractability, and animal health certification was also validated - an essential step towards meeting standards as well as increasing shares in lucrative markets.

The IGAD Regional CAADP Compact outlines the regional priorities identified by the member states of IGAD, in accordance with the priorities highlighted by the national strategies and frameworks for agricultural development. The priority areas identified are grouped into four components, namely: i) sustainable use and management of natural resources, ii) improving rural infrastructure and trade-related capacities for market access, iii) increasing agricultural production and improving food security and nutrition and, iv) support for institutional development and the harmonization of policies.

The COMESA Regional CAADP Compact is also designed to harmonize, align and standardize agricultural investment programmes in the region within the framework of the strategic priorities: i) increasing food output and productivity throughout the regional value chain: on farms, in processing industries, and in marketing, ii) developing priority regional trade and development corridors and iii) developing human and institutional capacity in support of an enhanced policy environment.

The Global Alliance for Resilience (AGIR) in the Sahel and West Africa is the outcome of a consensus among food security stakeholders that humanitarian assistance must not be disassociated from efforts to combat the structural causes of poverty and endemic famine. The overall objective of AGIR is to “Structurally reduce food and nutritional vulnerability in a sustainable manner by supporting the implementation of Sahelian and West African policies” and to eradicate hunger and malnutrition within the next 20 years. Specifically, AGIR aims at reducing the prevalence of chronic malnutrition below 20 percent, decreasing the percentage of people structurally vulnerable to food and nutritional insecurity, and significantly increasing the coverage of food and nutritional needs through regional agricultural production.

The UN Integrated Strategy for the Sahel (UNISS) is another initiative that aims to provide system-wide unity of purpose and regional coherence for the UN's engagement in the Sahel around 3 pillars: Governance, Security and Resilience. UNISS is designed to support national and regional efforts such as the AGIR initiative; in particular its third strategic goal seeks to integrate humanitarian and development interventions in order to build long-term resilience.



Photo Credit: @ FAO

To achieve the most direct reduction of hunger, priority must be given to economic growth in the agricultural sector which hosts the majority of the poor in order to ensure resilient livelihoods and achieve food and nutrition security.

2.3 Key challenges and the path ahead to achieve food and nutrition security

Key issues facing African agriculture in the coming decade include: the challenge for the agri-food system to provide for the changing food and nutrition requirements of the evolving population, economic inequality and poverty in rural areas, high population growth without foreseeable demographic transition, maintaining control over coveted natural resources, and the impacts of globalisation on Africa agriculture, such as climate change, globalisation of markets and the search for new sources of green energy.⁵ These challenges require actions to achieve inclusive growth and ensure food and nutrition security.

Accelerate sustainable agricultural growth

SSA is challenged to generate sustained and broad-based economic growth to rapidly reduce extreme poverty by 2025.

Sub-Saharan Africa has recorded more than 10 years of steady economic growth. Many countries have experienced high growth for several years, with about a third growing 6 percent or more annually according to a recent report of the World Bank.⁶ Overall, the region registered a 48 percent increase in GDP per capita between 2000-02 and 2010-12. However, most of the fastest growing economies are centred on extractive production of natural resources: oil and /or minerals, with a reduced contribution of the agricultural sector over time. Thus, economic growth is increasingly taking place outside the agricultural sector on which paradoxically most of the population live and derive their livelihoods.

To achieve the most direct reduction of hunger, priority must be given to economic growth in the agricultural sector which hosts the majority of the poor, and has proved to be more effective in reducing poverty than either the manufacturing or service sector. The sector has great potential to generate capital surplus, release labour for other sectors and provide a stable food supply at affordable prices, thus contributing to the competitiveness of the economy as a whole and acting as a major source of stimulus for the demand of goods and services of other sectors.

Promote structural transformation

Economic transformation has been the consensus paradigm for Africa's development. The UN's High Level Panel on the global development agenda after 2015 sets out the priorities for transforming African's economies for jobs and inclusive growth. The African Union's Vision 2063 calls for integrating the continent's economies so that they partake more in the global economy and in regional opportunities. The African Development Bank's long-term strategy "At the Center of Africa's Transformation" has the goal of establishing Africa as the next global emerging market. Furthermore, the Economic Commission for Africa's 2013 economic report "Making the most of Africa's commodities: Industrializing for growth, jobs, and economic transformation" details what is needed to promote competitiveness, reduce dependence on primary commodity exports, and emerge as a new global growth pole.⁷

A key challenge consists of modernizing the agri-food system in order to compete in increasingly competitive national, regional and global markets, while providing livelihood, employment and entrepreneurship opportunities to a diverse and young population. Modernization of smallholder agriculture and its integration into the fast-growing agribusiness chains, which can produce quality products that meet the rapidly evolving urban demand, particularly with respect to enhanced food quality, convenience and safety must be addressed. Meeting this changing consumer demand will require substantial private investment to increase productivity along agri-food value chains, thereby adding value, enhancing labour productivity and creating jobs to produce the food demanded by consumers.

Addressing the competitiveness and inclusiveness challenge will also require that increased public and private investment be made through an agri-food system lens in many diverse sectors, including energy, transport, communication, skills development and research. Transformative policy and regulatory reforms will need to be made to improve the investment and business environment in multiple areas, including finance, labour, tax and trade.

⁵The African Union Commission, 2014. "CAADP: Sustaining the momentum into the next decade" Implementation report.

⁶World Bank Development Indicators, 2014 page 59.

⁷ ACET, 2015. African Transformation Report.

It will be equally important to renew industrialization strategies to promote enterprise creation and growth in the agribusiness and manufacturing sectors to raise the rate of labour absorption and productivity levels outside of agriculture. Few countries (e.g. Nigeria, Kenya, Ethiopia, South Africa, and Ghana) are already engaging on this path.

Address livelihood risks and uncertainties

African farmers face harsh agroecologies and erratic weather, characterised by low soil fertility, recurrent droughts and/or floods. The region is also affected by extreme climate events such as unusual rainfall and temperature patterns. Plant and animal diseases are also a growing threat in Africa. Conflicts and political instability have compounded the already existing challenges to food and agricultural production in several countries. Conflict, for example, can disrupt the supply and distribution of inputs and outputs to create price shocks and cause massive displacement of labor.

Apart from plant and animal diseases, threats to livelihoods due to human diseases such as HIV/AIDS, malaria and respiratory illness are rampant in Africa. More recently, the severe impact of the Ebola epidemic has resulted in lost human lives and suffering as well as economic losses in terms of foregone output, higher fiscal deficits, rising prices, cost of health care, lower real household incomes and greater poverty. The negative impact of the Ebola outbreak on household incomes and markets, mainly in Guinea, Sierra Leone and Liberia, has led to food insecurity due to lack of access to food. Economic activities have been seriously disrupted as a result of restrictions that were imposed on movement and trade in order to limit the transmission of the disease. Although substantial progress has been made recently to control the epidemic and to resume productive activities in the affected areas, the Ebola Virus Disease represents a stiff challenge in West Africa and the SSA region as a whole, and likely the world, if not successfully contained.

In view of the high levels of vulnerability and protracted crisis in many countries, effective disaster and agricultural risk management strategies, social protection programs, integrated adaptation and mitigation approaches are required to ensure resilient livelihoods and achieve food and nutrition security. Investment in irrigation to mitigate the impact of water scarcity, in technological innovations to better manage plant and animal diseases, and in improved approaches to control infectious human diseases can greatly reduce farmers' exposure to risks and uncertainties. Greater consideration needs to be given to safety nets and social protection programmes to ensure adequate access to food for the poor and the hungry.

Foster public-private partnerships

Private investment has the potential not only to raise productivity, enhance food security and lift rural people out of poverty, but also create jobs outside of farming in both the service and production sectors thus stimulating broader rural development. However, the high risk of doing business in agriculture often discourages the private sector from investing in agriculture. Public-Private Partnership (PPP) is thus an important institutional mechanism for increasing investments in agriculture, sharing risks, and addressing other constraints in pursuit of sustainable agricultural development. The foundations for successful PPPs in Sub-Saharan Africa may include:

- A clear legal framework to address institutional challenges related to the dysfunction within the inter-party arrangements of the PPPs and between the PPPs on one hand, and the relevant national institutions on the other;
- Consistency, as well as clarity, of the policy and legal framework, to reduce uncertainty for investors;
- Credible measures to address external factors such as inflation, downtime due to power failure, and downturn due to financial crisis that can negatively affected PPPs; and
- A PPP unit within government, with relevant commercial and legal skills, to send a powerful signal to the private sector about the public sector's competence and seriousness of intent.

Since the focus of PPPs has mainly been on advanced technology projects, large enterprises have benefitted more than small firms from recent public support in the agribusiness sector. Governments have offered significant incentives to large-scale players to partner, which has the potential to distort market development for Small and Medium Enterprises (SME) and also lead to rent-seeking behaviour by large-scale companies.

Enhance trade and regional integration

Trade and regional integration is crucial for Africa, where 40 percent of the population and one-third of the economies are trapped in landlocked countries whose trade and development depend almost entirely on events that happen beyond their own borders. Although African countries have acknowledged the importance of trade facilitation as reflected by the numerous agreements signed at bilateral, sub-regional and regional levels

as well as efforts made at country level, most of these initiatives have so far yielded limited benefits.

The commercial potential of Africa's domestic food market is now well appreciated and this is mainly due to the impetus provided by the NEPAD/CAADP, which has steered countries away from ad hoc policy and programme implementation towards more harmonized and coherent national and regional frameworks, many of which are now bearing fruit.

The relatively low level of inter and intra-regional trade in Sub-Saharan Africa can be explained by several factors, including non-compliance with regional agreements, poor programme implementation, lack of coordination among countries as well as regional economic entities. In addition, other challenges such as poor infrastructure and telecommunications services, high transportation costs and lengthy customs procedures have increased trade costs and prevented the full realization of opportunities from trade and hampered the region's efforts to reduce poverty.

The on-going negotiation under the auspices of the AU for an Africa-wide Continental Free Trade Area (CFTA) offers particular

opportunities for enhancing regional trade, given the strong political will in this direction. Recent developments to establish "One-Stop-Border-Posts" to facilitate cross border trade are also steps in the right direction.

However, for this to be successful, African governments need to pursue changes on several fronts: physical infrastructure must be improved and opportunities expanded for regional value chain development and market access, including by strengthening the legal and regulatory framework. Concerted efforts are needed to reform trade regimes, especially in the new Africa-wide CFTA environment, building on the tremendous milestones that have already been achieved. Similarly, African countries should push for clear rules to be incorporated into the on-going WTO negotiations; and also with the European Union for Economic Partnership Agreements (EPAs) and in the trade preferences accorded to them by other OECD States and in particular, the United States, under the African Growth and Opportunity Act (AGOA). Africa's trade liberalization needs to move forward, and should extend towards minimizing the negative effects of non-tariff barriers (NTBs).



Photo Credit ©FAO/Melchor Mba Ada

The effectiveness of political leadership and governance, the quality of the policies and strategies in the food and agricultural sector, the soundness of the macro-economic environment, the inclusiveness of economic growth, and the degree of economic integration or interconnectedness are among key factors driving progress.

TABLE A1.1 Prevalence of undernourishment and progress towards the World Food Summit (WFS)¹ and the Millennium Development (MDG)² in developing regions

Regions/subregions/countries	Number of people undernourished						Progress towards WFS target ⁵	Proportion of undernourished in total population						Progress towards MDG target ⁵
	1990-92	2000-02	2005-07	2010-12	2014-16 ³	Change so far ⁴		1990-92	2000-02	2005-07	2010-12	2014-16 ³	Change so far ⁴	
	(millions)					(%)		(%)						
World	1,010.7	929.6	942.3	820.6	792.5	-21.6		18.6	14.9	14.3	11.8	10.8	-41.7	□
Developed regions	20.0	21.2	15.4	15.7	14.7	-26.3		<5.0	<5.0	<5.0	<5.0	<5.0	na	□
Developing regions	990.7	908.5	926.9	804.9	777.8	-21.5	◀▶	23.3	18.2	17.3	14.1	12.9	-44.6	CtR
Least developed countries⁶	209.3	244.3	237.6	237.7	248.7	18.8	▲	40.0	36.5	31.4	27.7	26.5	-33.8	■
Landlocked developing countries⁷	94.4	112.3	105.2	103.8	107.4	13.8	▲	35.6	33.6	28.1	24.1	22.7	-36.1	■
Small island developing states⁸	10.2	10.7	10.8	9.7	10.1	-0.5	◀▶	24.5	22.5	21.3	18.2	18.0	-26.3	■
Low income economies⁹	199.2	238.4	238.4	236.6	247.6	24.3	▲	39.1	36.6	31.8	28.7	27.5	-29.7	■
Lower-middle-income economies¹⁰	407.7	374.5	420.0	353.0	353.4	-13.3	◀▶	22.8	17.5	18.2	14.2	13.5	-41.1	■
Low-income food-deficit countries¹¹	460.2	468.9	512.8	473.8	493.6	7.3	▲	27.6	22.8	22.7	19.2	18.7	-32.3	■
FAO regions														□
Africa¹²	175.7	203.6	206.0	205.5	217.8	23.9	▲	33.2	30.0	26.5	24.1	23.0	-30.8	■
Asia and the Pacific¹³	726.2	617.2	645.3	525.4	490.1	-32.5	◀▶	24.3	18.0	17.8	13.7	12.3	-49.5	A
Europe and Central Asia¹⁴	9.9	11.5	8.8	7.2	5.9	-40.2	◀▶	8.0	8.5	6.2	<5.0	<5.0	na	A
Latin America and the Caribbean¹⁵	66.1	60.3	47.1	38.3	34.3	-48.0	A	14.7	11.4	8.4	6.4	5.5	-62.7	A
Near East and North Africa¹⁶	16.5	23.1	27.3	33.9	33.0	99.8	▲	6.6	7.5	8.1	8.3	7.5	14.6	■
Sub-Saharan Africa¹⁷	175.7	203.6	206.0	205.5	217.8	23.9	▲	33.2	30.0	26.5	24.1	23.0	-30.8	■
Eastern Africa	103.9	121.6	122.5	118.7	124.2	19.6	▲	47.2	43.1	37.8	33.7	31.5	-33.2	■
Djibouti	0.5	0.4	0.3	0.2	0.1	-68.8	A	74.8	48.9	33.0	22.0	15.9	-78.8	A
Ethiopia	37.3	37.3	34.3	32.1	31.6	-15.1	◀▶	74.8	54.8	43.8	36.0	32.0	-57.2	A
Kenya	7.9	10.4	10.4	10.0	9.9	26.0	▲	32.4	32.3	28.2	23.8	21.2	-34.5	■
Madagascar	3.3	5.8	6.6	6.9	8.0	146.0	▲	27.3	35.6	34.9	31.7	33.0	21.0	■
Malawi	4.3	3.1	3.5	3.3	3.6	-16.8	◀▶	44.7	27.0	26.4	21.3	20.7	-53.7	A
Mauritius	<0.1	<0.1	<0.1	ns	ns	>-50.0	◀▶	8.1	6.7	5.4	<5.0	<5.0	na	A
Mozambique	7.8	7.9	8.0	7.3	6.9	-12.3	◀▶	56.1	42.1	36.9	29.9	25.3	-54.9	A
Rwanda	3.9	4.7	4.5	3.9	3.9	2.0	▲	55.6	54.3	46.4	35.4	31.6	-43.1	CtR
Uganda	4.2	7.1	6.6	8.7	10.3	143.2	▲	23.2	28.1	22.3	24.8	25.5	10.1	■
United Republic of Tanzania	6.4	13.0	14.1	16.1	16.8	163.8	▲	24.2	37.1	35.4	34.7	32.1	32.9	■
Zambia	2.7	4.7	6.0	6.9	7.4	173.1	▲	33.8	45.4	50.7	50.3	47.8	41.4	■
Zimbabwe	4.6	5.5	5.1	4.5	5.0	9.4	▲	42.7	43.7	40.4	33.5	33.4	-21.9	■
Middle Africa	24.2	42.4	47.7	53.0	58.9	143.7	▲	33.5	44.2	43.0	41.5	41.3	23.2	■
Angola	6.8	7.0	5.4	3.8	3.2	-52.1	A	63.5	48.9	31.3	18.9	14.2	-77.6	A
Cameroun	4.7	5.0	3.9	2.5	2.3	-50.5	A	37.8	30.8	21.0	11.9	9.9	-73.7	A
Central African Republic	1.4	1.6	1.6	1.5	2.3	62.7	▲	47.3	42.9	40.6	33.7	47.7	1.0	■
Chad	3.6	3.5	4.1	4.8	4.7	28.8	▲	59.1	40.1	39.7	40.1	34.4	-41.9	CtR
Congo	1.1	1.0	1.2	1.3	1.4	34.5	▲	43.2	32.0	32.8	29.9	30.5	-29.6	■
Gabon	0.1	ns	ns	ns	ns	<-50.0	A	11.7	<5.0	<5.0	<5.0	<5.0	na	A
Sao Tome and Principe	<0.1	<0.1	<0.1	<0.1	<0.1	-51.4	A	22.9	17.6	8.9	5.9	6.6	-71.2	A
Southern Africa	3.1	3.7	3.5	3.6	3.2	2.3	▲	7.2	7.1	6.2	6.1	5.2	-28.0	CtR
Botswana	0.4	0.6	0.6	0.6	0.5	38.3	▲	25.1	36.0	32.2	28.7	24.1	-4.1	■
Lesotho	0.3	0.2	0.2	0.2	0.2	-6.3	◀▶	15.6	12.3	10.8	11.2	11.2	-28.0	■
Namibia	0.5	0.5	0.5	0.9	1.0	92.5	▲	35.9	27.3	26.0	39.4	42.3	18.0	■
South Africa	ns	ns	ns	ns	ns	>-50.0	CtR	<5.0	<5.0	<5.0	<5.0	<5.0	na	A
Swaziland	0.1	0.2	0.2	0.3	0.3	144.4	▲	15.9	19.2	17.4	24.4	26.8	68.6	■
Western Africa	44.6	35.9	32.3	30.2	31.5	-29.4	◀▶	24.2	15.0	11.8	9.6	9.0	-62.8	A
Benin	1.5	1.6	1.3	1.2	0.8	-44.3	◀▶	28.1	22.4	15.0	11.9	7.5	-73.4	A
Burkina Faso	2.4	3.3	3.5	3.5	3.7	57.9	▲	26.0	27.6	25.5	21.7	20.7	-20.3	■
Cabo Verde	<0.1	<0.1	<0.1	<0.1	<0.1	-17.5	◀▶	16.1	19.2	14.4	12.1	9.4	-41.5	CtR
Côte d'Ivoire	1.3	2.7	2.5	2.8	2.8	111.8	▲	10.7	16.3	14.1	14.5	13.3	24.7	■
Gambia	0.1	0.2	0.2	0.1	0.1	-17.7	◀▶	13.3	13.0	14.9	7.1	5.3	-60.3	A
Ghana	7.1	3.1	2.3	1.4	ns	<-50.0	A	47.3	15.9	10.5	5.6	<5.0	na	A
Guinea	1.5	2.3	2.2	2.0	2.0	37.5	▲	23.2	26.1	22.0	17.8	16.4	-29.0	■
Guinea-Bissau	0.2	0.3	0.4	0.4	0.4	53.6	▲	23.1	26.6	25.7	22.4	20.7	-10.5	■
Liberia	0.6	1.1	1.3	1.4	1.4	139.6	▲	29.0	37.8	38.8	34.7	31.9	10.0	■
Mali	1.4	1.3	1.1	ns	ns	<-50.0	A	16.7	12.6	9.0	<5.0	<5.0	na	A
Mauritania	0.3	0.3	0.4	0.3	0.2	-24.7	◀▶	14.6	11.2	11.1	7.6	5.6	-61.6	A
Niger	2.2	2.3	2.0	1.7	1.8	-18.0	◀▶	27.7	20.5	14.5	10.5	9.5	-65.9	A
Nigeria	20.8	11.2	9.3	10.2	12.9	-38.1	◀▶	21.3	8.9	6.5	6.2	7.0	-67.0	A
Senegal	1.9	2.9	2.4	1.7	1.5	-21.2	◀▶	24.5	28.2	21.1	12.9	10.0	-59.1	A
Sierra Leone	1.7	1.7	2.0	1.6	1.4	-18.6	◀▶	42.8	40.2	37.1	27.0	22.3	-47.9	CtR
Togo	1.5	1.4	1.4	1.2	0.8	-44.6	CtR	37.9	28.7	24.2	18.9	11.4	-69.9	A

Notes

Countries revise their official statistics regularly for the past as well as the latest reported period. The same holds for population data of the United Nations. Whenever this happens, FAO revises its estimates of undernourishment accordingly. Therefore, users are advised to refer to changes in estimates over time only within the same edition of The State of Food Insecurity in the World and refrain from comparing data published in editions for different years.

Countries, areas and territories for which there were insufficient or not reliable data to conduct the assessment are not reported. These include: American Samoa, Andorra, Anguilla, Aruba, Bahrain, Bhutan, British Virgin Islands, Burundi, Canton and Enderbury Islands, Cayman Islands, Christmas Island, Cocos (Keeling) Islands, Cook Islands, Comoros, Democratic Republic of the Congo, Dominica, Equatorial Guinea, Eritrea, Faeroe Islands, French Guiana, French Polynesia, Greenland, Guadeloupe, Guam, Holy See, Johnston Island, Libya, Liechtenstein, Marshall Islands, Martinique, Micronesia (Federated States of), Midway Islands, Monaco, Nauru, Netherlands Antilles, New Caledonia, Niue, Norfolk Island, Northern Mariana Islands, Oman, Palau, Papua New Guinea, Pitcairn Islands, Puerto Rico, Qatar, Réunion, Saint Helena, Saint Pierre and Miquelon, Saint Kitts and Nevis, San Marino, Seychelles, Singapore, Somalia (the Federal Republic of), Syrian Arab Republic, Tokelau, Tonga, Turks and Caicos Islands, Tuvalu, United States Virgin Islands, Wake Island, Wallis and Futuna Islands, Western Sahara.





¹World Food Summit goal: halve, between 1990-92 and 2015, the number of people undernourished.

² Millennium Development Goal 1, target 1C: halve, between 1990-92 and 2015, the proportion of people suffering from undernourishment, or reduce this proportion below 5 percent. Indicator 1.9 measures the proportion of population below minimum level of dietary energy consumption (undernourishment). The results are obtained following a harmonized methodology and are based on the latest globally available data averaged over three years. Some countries may have more recent data which, if used, could lead to different estimates of the prevalence of undernourishment and consequently of the progress achieved.

³ Projection.

⁴ Change from the 1990-92 baseline. For countries that did not exist in the baseline period, the 1990-92 proportion of undernourished is based on the 1993-95 proportion, while the number of people undernourished is based on this proportion of their 1990-92 population. For countries where the prevalence of undernourishment is estimated to be below 5 percent, the change in the number of people undernourished since the 1990-92 baseline is only assessed as: achieving the WFS target, i.e. reducing the number by more than half (<-50.0%); progress, but insufficient to achieve the WFS target, i.e. reducing the number by less than half (>-50.0%); or an increase in the number of people undernourished (>0.0%).

⁵ The color indicator shows the progress achieved by 2014-16:

<i>WFS target</i>		<i>MDG target</i>	
	Off track from target		Off track from targets
	Did not reach the target, due to slow progress		Did not reach the target, due to slow progress
CtR	Close to reach the target. Will reach it before 2020 if observed trend persists	CtR	Close to reach the target. Will reach it before 2020 if observed
A	WFS Target achieved	A	trend persists MDG Target 1C Achieved

Country composition of the special groupings:

⁶Include: Afghanistan, Angola, Bangladesh, Benin, Burkina Faso, Burundi, Cambodia, Central African Republic, Chad, Comoros, Democratic Republic of the Congo, Djibouti, Eritrea, Ethiopia, Gambia, Guinea, Guinea Bissau, Haiti, Kiribati, Lao People's Democratic Republic, Lesotho, Liberia, Madagascar, Malawi, Mali, Mauritania, Mozambique, Myanmar, Nepal, Niger, Rwanda, Sao Tome and Principe, Senegal, Sierra Leone, Solomon Islands, Somalia, Sudan, United Republic of Tanzania, Timor-Leste, Togo, Uganda, Vanuatu, Yemen, Zambia.

⁷ Include: Afghanistan, Armenia, Azerbaijan, Bolivia (Plurinational State of), Botswana, Burkina Faso, Burundi, Central African Republic, Chad, Ethiopia, Kazakhstan, Kyrgyzstan, Lao People's Democratic Republic, Lesotho, Macedonia (The former Yugoslav Republic), Malawi, Mali, Mongolia, Nepal, Niger, Paraguay, Republic of Moldova, Rwanda, Swaziland, Tajikistan, Turkmenistan, Uganda, Uzbekistan, Zambia, Zimbabwe.

⁸ Include: Antigua and Barbuda, Bahamas, Barbados, Belize, Cabo Verde, Comoros, Cuba, Dominica, Dominican Republic, Fiji Islands, Grenada, Guinea Bissau, Guyana, Haiti, Jamaica, Kiribati, Maldives, Mauritius, Netherlands Antilles, New Caledonia, Papua New Guinea, Saint Kitts and Nevis, Saint Lucia, Saint Vincent/Grenadines, Samoa, Sao Tome and Principe, Seychelles, Solomon Islands, Suriname, Timor-Leste, Trinidad and Tobago, Vanuatu.

⁹ Include: Afghanistan, Bangladesh, Benin, Burkina Faso, Burundi, Cambodia, Central African Republic, Chad, Comoros, Democratic People's Republic of Korea, Democratic Republic of the Congo, Eritrea, Ethiopia, Gambia, Guinea, Guinea Bissau, Haiti, Kenya, Liberia, Madagascar, Malawi, Mali, Mozambique, Myanmar, Nepal, Niger, Rwanda, Sierra Leone, Somalia, Tajikistan, Tanzania, Togo, Uganda, Zimbabwe.

¹⁰ Include: Armenia, Bolivia (Plurinational State of), Cameroon, Cabo Verde, Congo, Côte d'Ivoire, Djibouti, Egypt, El Salvador, Georgia, Ghana, Guatemala, Guyana, Honduras, India, Indonesia, Kiribati, Kosovo, Kyrgyzstan, Lao People's Democratic Republic, Lesotho, Mauritania, Republic of Moldova, Mongolia, Morocco, Nicaragua, Nigeria, Pakistan, Papua New Guinea, Paraguay, Philippines, Samoa, Sao Tome and Principe, Senegal, Solomon Islands, South Sudan, Sri Lanka, Sudan, Swaziland, Syrian Arab Republic, Timor Leste, Ukraine, Uzbekistan, Vanuatu, Viet Nam, West Bank and Gaza Strip, Yemen, Zambia.

¹¹ Include: Afghanistan, Bangladesh, Benin, Burkina Faso, Burundi, Cameroon, Central African Republic, Chad, Comoros, Congo, Democratic People's Republic of Korea, Democratic Republic of the Congo, Côte d'Ivoire, Djibouti, Eritrea, Ethiopia, Gambia, Ghana, Guinea, Guinea Bissau, Haiti, Honduras, India, Kenya, Kyrgyzstan, Lesotho, Liberia, Madagascar, Malawi, Mali, Mauritania, Mongolia, Mozambique, Nepal, Nicaragua, Niger, Nigeria, Papua New Guinea, Philippines, Rwanda, Sao Tome and Principe, Senegal, Sierra Leone, Solomon Islands, Somalia, Sri Lanka, Sudan, Tajikistan, Tanzania, Togo, Uganda, Uzbekistan, Yemen, Zimbabwe.

¹² "Africa" includes developing countries falling under the responsibility of the FAO regional office for Africa: Angola, Benin, Botswana, Burkina Faso, Burundi, Cameroon, Cabo Verde, Central African Republic, Chad, Comoros, Congo, Democratic Republic of the Congo, Côte d'Ivoire, Djibouti, Eritrea, Ethiopia, Gabon, Gambia, Ghana, Guinea, Guinea Bissau, Kenya, Lesotho, Liberia, Madagascar, Malawi, Mali, Mauritania, Mauritius, Mozambique, Namibia, Niger, Nigeria, Rwanda, Sao Tome and Principe, Senegal, Seychelles, Sierra Leone, Somalia, South Africa, Sudan (former) (up to 2011), South Sudan (from 2012), Swaziland, Togo, Uganda, United Republic of Tanzania, Zambia, Zimbabwe.

¹³ "Asia and the Pacific" includes developing countries falling under the responsibility of the FAO Regional Office for Asia and the Pacific: Afghanistan, Bangladesh, Bhutan, Brunei Darussalam, Cambodia, China, Democratic People's Republic of Korea, Fiji, India, Indonesia, Iran (Islamic Republic of), Kazakhstan, Kiribati, Lao People's Democratic Republic, Malaysia, Maldives, Mongolia, Myanmar, Nepal, Pakistan, Papua New Guinea, Philippines, Republic of Korea, Samoa, Singapore, Solomon Islands, Sri Lanka, Thailand, Timor-Leste, Uzbekistan, Vanuatu, Viet Nam.

¹⁴ "Europe and Central Asia" includes developing countries falling under the responsibility of the FAO Regional Office for Europe and Central Asia: Armenia, Azerbaijan, Georgia, Kazakhstan, Kyrgyzstan, Tajikistan, Turkey, Turkmenistan, Uzbekistan.

¹⁵ "Latin America and the Caribbean" includes developing countries falling under the responsibility of the FAO Regional Office for Latin America and the Caribbean: Antigua and Barbuda, Argentina, Bahamas, Barbados, Belize, Bolivia (Plurinational state of), Brazil, Chile, Colombia, Costa Rica, Cuba, Dominica, Dominican Republic, Ecuador, El Salvador, Grenada, Guatemala, Guyana, Haiti, Honduras, Jamaica, Mexico, Nicaragua, Panama, Paraguay, Peru, Saint Kitts and Nevis, Saint Lucia, Saint Vincent and Grenadines, Suriname, Trinidad and Tobago, Uruguay, Venezuela (Bolivarian Republic of).

¹⁶ "Near East and North Africa" includes developing countries falling under the responsibility of the FAO Regional Office for Near East and North Africa: Algeria, Egypt, Iran (Islamic Republic of), Iraq, Jordan, Kuwait, Lebanon, Libya, Mauritania, Morocco, Saudi Arabia, Sudan (from 2012), Syrian Arab Republic, Tunisia, United Arab Emirates, Yemen.

¹⁷ In addition to the countries listed in the table, includes: Burundi, Comoros, Democratic Republic of the Congo, Eritrea, Seychelles, Somalia. 2012-14 includes an estimate for South Sudan.

KEY

<5.0 proportion of undernourished less than five percent.

<0.1 less than 100 000 people undernourished.

na not applicable.

ns not statistically significant.

Source: FAO estimates.

Africa

Key messages

■ The prevalence of undernourishment in Sub-Saharan Africa declined from 33 percent to 23 percent between 1990-92 and 2014-16. However, the total number of undernourished people continues to increase with an estimated 217.8 million in 2014-16 compared to 175.7 million in 1990-92.

■ Western Africa has made significant achievements. It has reduced the proportion of hungry people by 63 percent thus achieving the MDG target on halving the proportion of people suffering from hunger. With respect to the World Food Summit (WFS) goal on halving the absolute number of undernourished, the sub-region reduced the number of undernourished people by 13.1 million since 1990-92. The Eastern and Southern Africa sub-regions also made some progress towards the MDG target while Middle Africa is lagging behind with respect to both targets.

■ Of the 40 countries in Sub-Saharan Africa considered in SOFI 2015, seven countries achieved both the MDG and WFS targets, 12 achieved the MDG target and made progress on WFS while 12 countries made some progress in reaching the MDG and/or WFS targets.

■ Food availability in Sub-Saharan Africa has increased by nearly 12 percent over the past two decades.

■ The poverty rate also declined by 23 percent between 1993 and 2011 and many countries are on course to meet the MDG 1.A target of halving the proportion of people living with less than \$ 1.25 a day by 2015. These trends are having a positive effect on food security and nutrition.

■ The number of underweight children in Sub-Saharan Africa has declined over the last two decades, while stunting has stagnated and overweight is on the rise among children below five years.

■ High level leadership and good governance are required, besides political commitment, to translate Government policies and strategies into concrete actions in all the relevant sub-sectors: agriculture, health, water and sanitation, social protection, and education.

■ Ensuring effective participation of all stakeholders and setting up effective accountability systems is necessary to provide oversight and track the performance of comprehensive food security and nutrition programmes, as well as respond to the needs of targeted communities.

■ Involvement of the private sector plays an important role in strengthening linkages within agricultural supply chains, while the public sector has oversight of social welfare, disaster risk management and equitable distribution of benefits. Well-designed Private Public Partnerships (PPPs) not only enhance investment, but also develop capabilities, introduce innovations, provide technical assistance and knowledge to small producers. Benefits include increased employment and agricultural productivity, infrastructure development and strengthened market access.

■ Beside the need to adopt an integrated approach, sustained implementation of a mix of complementary and comprehensive food security and nutrition policies and programs is required over time to effectively make an impact on hunger, food insecurity and malnutrition in Sub-Saharan Africa.

