

The Market Monitor


WFP VAM | Food Security Analysis




ISSUE 43 |
APRIL 2019


For more information, contact...

Highlights

 In about 80 percent of the countries which WFP monitors, seasonally adjusted prices for food baskets did not show significant increases in Q1-2019 with respect to Q4-2018.

 Year-on-year, tight supplies due to rainfall deficits and currency devaluation with consequent soaring input and fuel costs drove the price of the food basket ..

[View more...](#)

 As in Q4-2018, year-on-year headline inflation was very high (between 40 and 60 percent) in Iran, Sudan and Zimbabwe, driven by currency devaluations amid th..

[View more...](#)

Food price hotspots - the ALert for Price Spikes

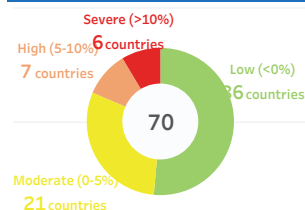
In Q1-2019, the ALert for Price Spikes (ALPS) indicator detected price spikes at crisis l..



© 2020 Mapbox © OpenStreetMap

[View more...](#)

Price trends' impact on cost of the food basket



The cost of the basic food basket increased severely (>10 percent) in six countries during Q1-2019: Central African Republic, Congo (DR), El Salvador, Guinea-Bissau, Mozambique and Sierra Leone.

High increases (5-10 percent) were seen in Congo, Dominican Republic, Georgia, Guatemala, Somalia, Zambia and Zimbabwe.

[View more...](#)

International prices

In Q1-2019, the FAO food price index was up by 2.4 percent from the previous quarter drive..

Cereals Wheat

[View more...](#)

Crude oil price

In Q1-2019, the price of crude oil decreased by 6 percent quarter-on-quarter. The decline ..

[View more...](#)