



# 2023 GLOBAL REPORT ON FOOD CRISES

JOINT ANALYSIS FOR BETTER DECISIONS

**MID-YEAR UPDATE**

## About this GRFC 2023 Mid-Year Update: Jan- Aug 2023 data



Identifies emerging needs  
and informs strategic  
discussion



Findings are independent,  
neutral and consensus-based  
Comparable year on year

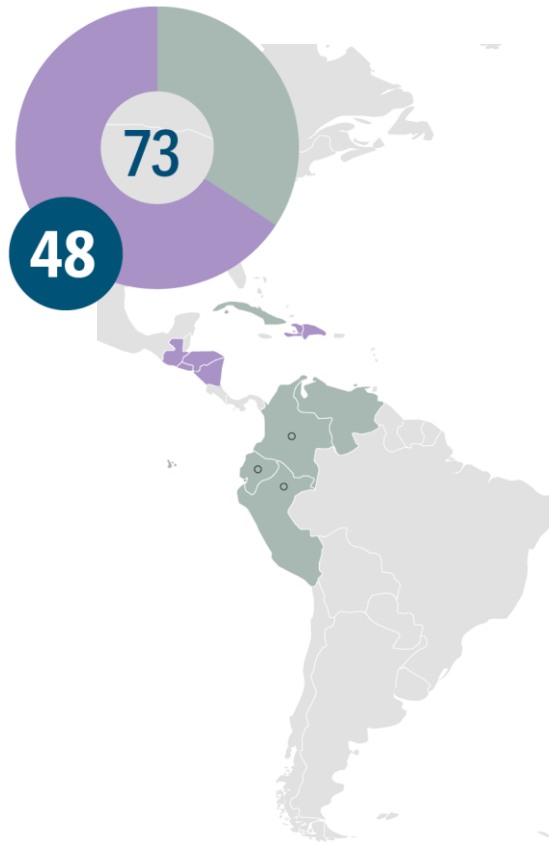


Produced with  
16 partners

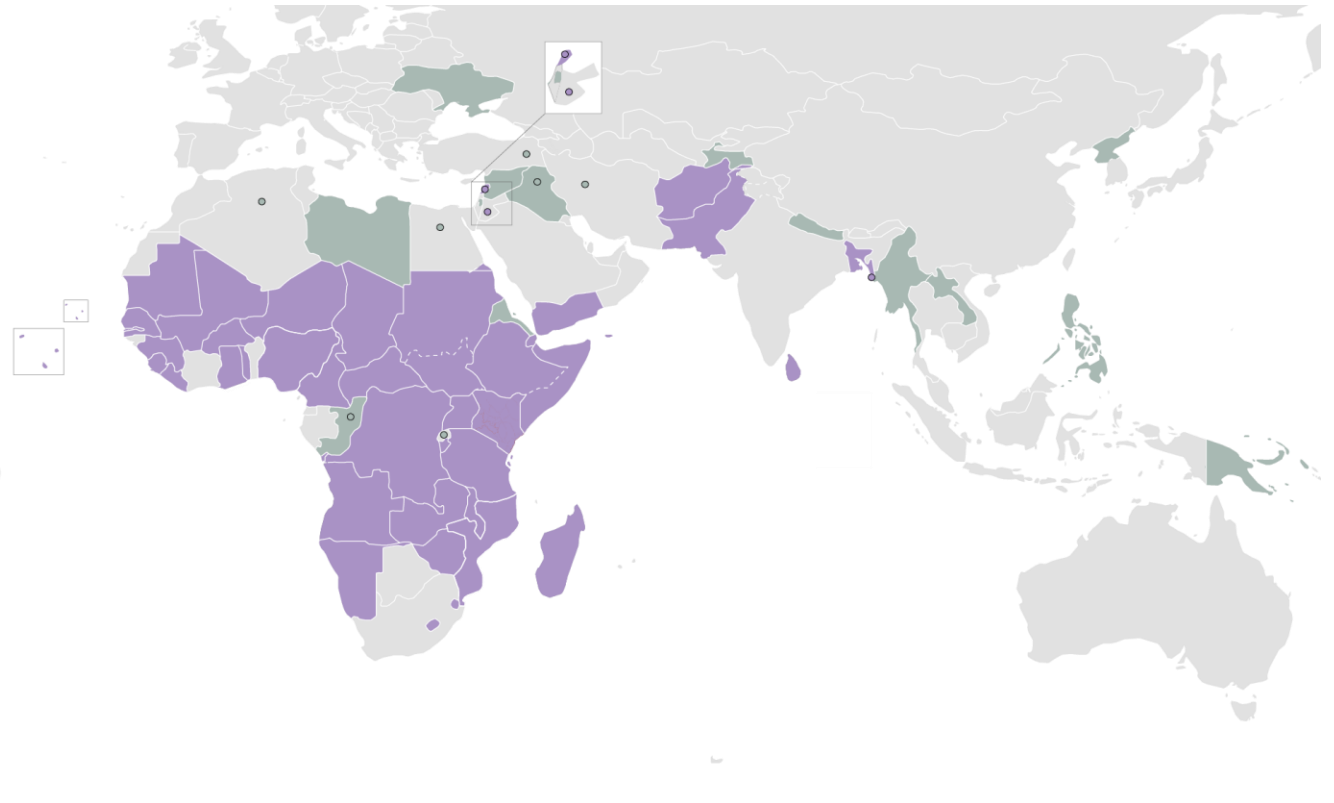
MID-YEAR UPDATE

# Countries covered in this report:

48 food crisis countries with 2023 data



Many countries do not yet have 2023 data, including Ukraine, Myanmar, Syria and Palestine.



■ Data available ■ No data (data gap, data not meeting GRFC partners consensus, population not analysed) ■ Country not selected for analysis ○ Indicates migrants/refugee populations (colour coding as this key)

MID-YEAR UPDATE

# High levels of acute food insecurity persist

In these 48 countries compared to 2022:



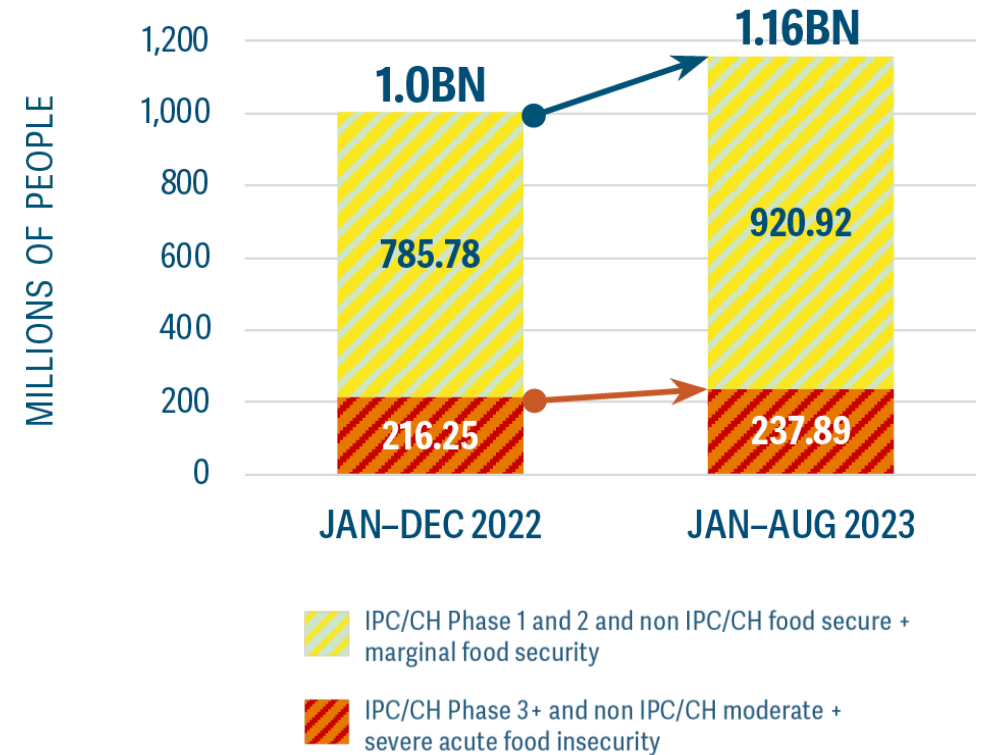
**21%** of analysed population still in need of urgent humanitarian food assistance



**21.6 million/10%** more people in need of urgent humanitarian food assistance



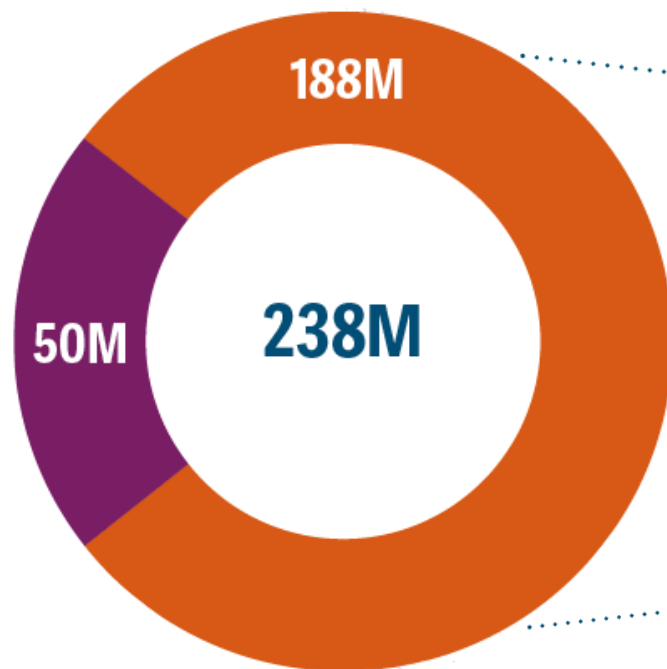
**16%** expansion in analysis coverage



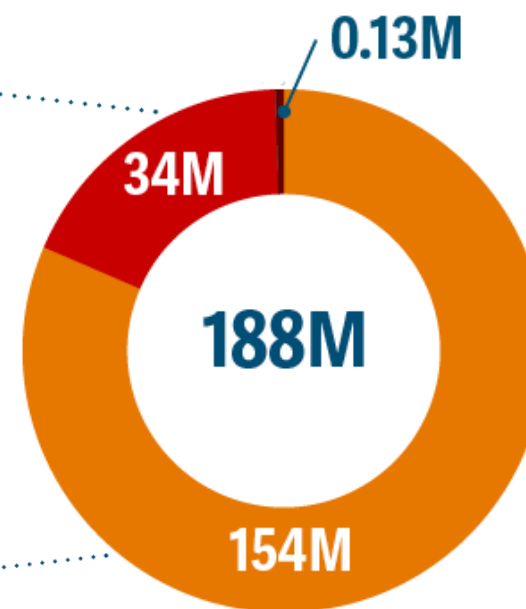
MID-YEAR UPDATE

# In these 48 countries so far in 2023:

### People in need of urgent humanitarian food assistance



### Breakdown by IPC/CH phase (39 countries)



Non IPC/CH moderate + severe acute food insecurity

IPC/CH Phase 3 or above

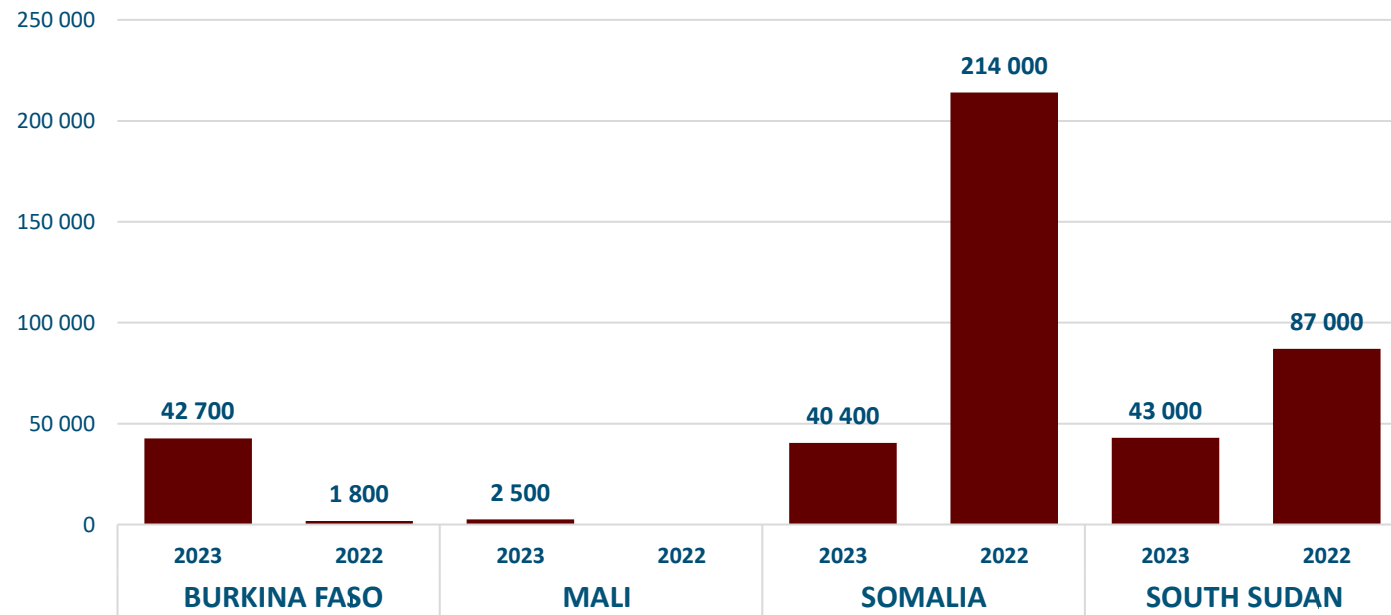
IPC/CH Phase 3

IPC/CH Phase 4

IPC/CH Phase 5

MID-YEAR UPDATE

# Catastrophe (IPC/CH Phase 5) – 130 000 people



Nigeria, Haiti and Yemen had populations in this phase in 2022.

MID-YEAR UPDATE

# People in IPC/CH Phase 2 (Stressed)



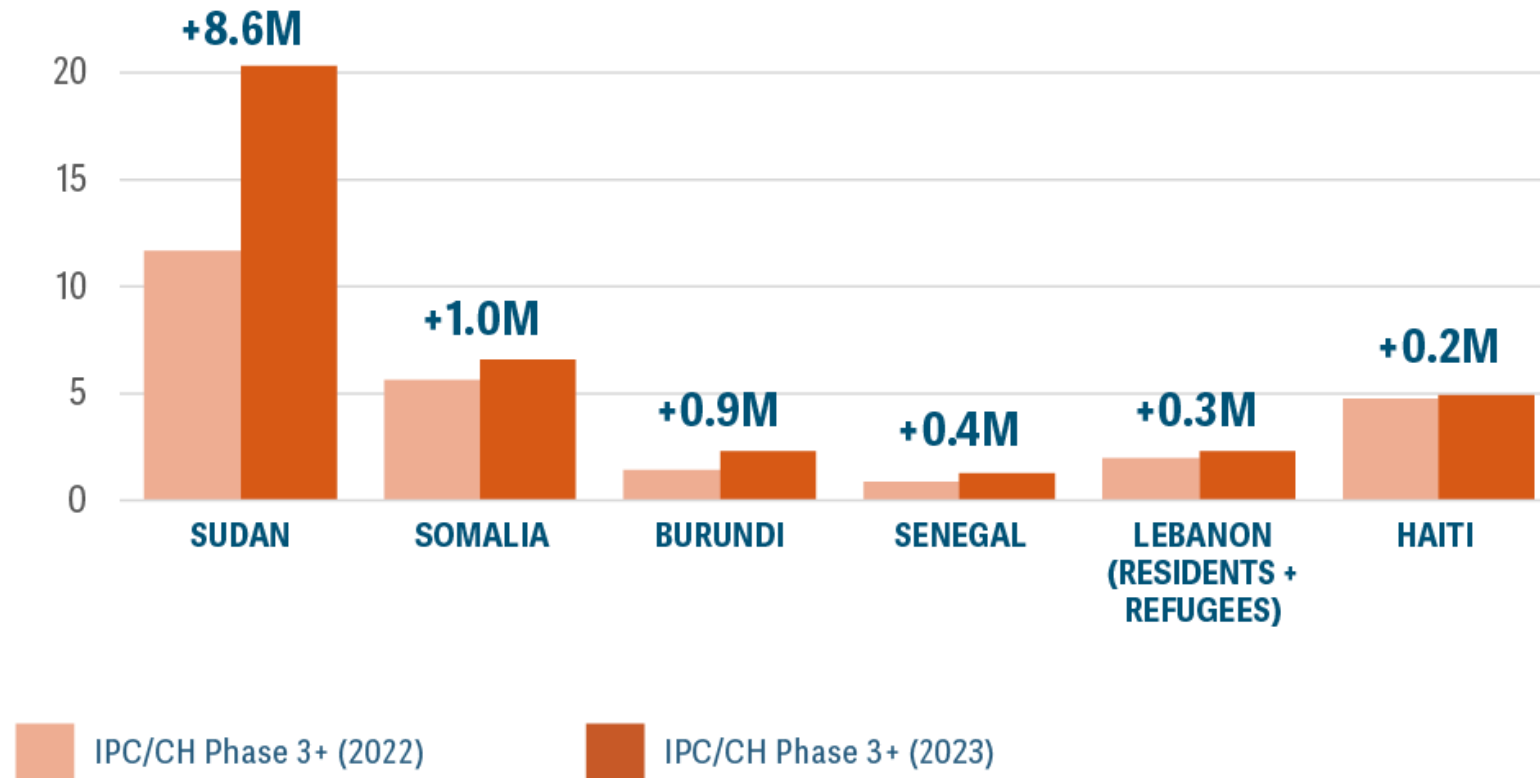
**285M** people are in  
Stressed (IPC/CH Phase 2)



**32 million** more people  
than in 2022

MID-YEAR UPDATE

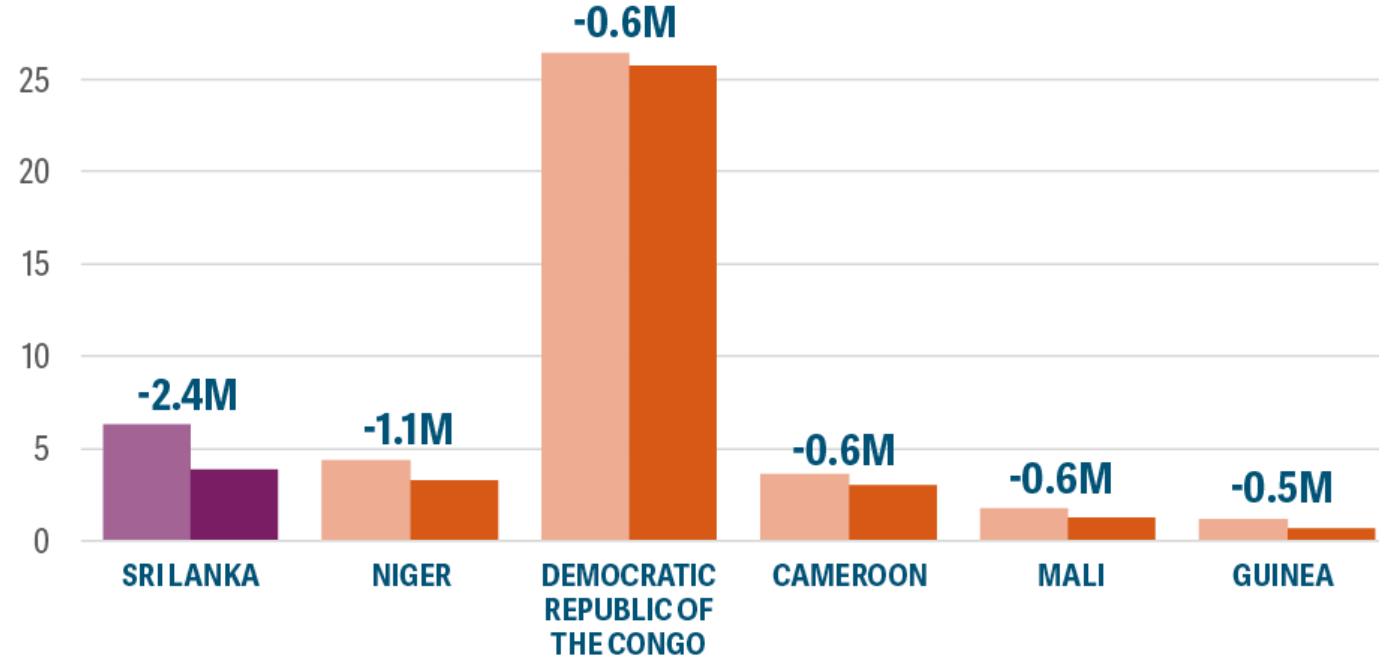
# Year on year changes: increases in number due to new shocks and in protracted crises





MID-YEAR UPDATE

# Year on year changes: decreases in numbers, but not always improvement



Non IPC/CH moderate + severe acute food insecurity (2022)

Non IPC/CH moderate + severe acute food insecurity (2023)

IPC/CH Phase 3+ (2022)

IPC/CH Phase 3+ (2023)

MID-YEAR UPDATE

# Drivers of Acute Food Insecurity



**Conflict/ Insecurity**



**Economic shocks**



**Weather extremes**



MID-YEAR UPDATE

# The overall situation is not improving and the global food crisis is more and more of a protracted nature



**New shocks are superimposed on persisting global drivers:** inflation and high food prices, climate change



**2023 numbers will go up:** more analyses covering more countries



**Funding levels are decreasing**



# GRFC and Early Warning Systems



**Data and analysis:** comprehensive analysis countries in food crises  
-highlights countries of concern that require investment



**Trends:** Analysis of trends, changes in magnitude/prevalence, changing geographic distribution



**Root causes:** Analyses main drivers and how they evolve over time



**Regular updates:** Bi-annual global reporting, regional reports